
University of Maryland Concepts and Technologies for Robotic Servicing of Hubble Space Telescope

**David Akin, Brian Roberts,
Walt Smith, and Brook Sullivan
Space Systems Laboratory
University of Maryland,
College Park**

*Space Systems Laboratory
University of Maryland*



Presentation Overview

- **Space Systems Laboratory background**
- **Relevant SSL technologies**
- **Ranger: system and experiences**
- **Recent HST studies**
- **Mission concepts**
- **Conclusions**




ARAMIS Telerobotics Study

Survey of five NASA “Great Observatories” to assess impacts and benefits of telerobotic servicing - major results:


- **Ground-controlled telerobotics is a pivotal technology for future space operations**
- **Robotic system should be designed to perform EVA-equivalent tasks using EVA interfaces**
 - **Maximum market penetration for robot**
 - **Maximum operational reliability**
 - **Designing to EVA standards well understood**
- **Fully capable robotic system needs to be able to do rendezvous and proximity operations, grapple, dexterous manipulation**



Fundamental Concept of Robotic Servicing



Beam Assembly Teleoperator



SSL Relevant Experience Timeline (1)

'80

'81

'82

'83

'84

'85



'86

'87

'88


'89

SSL studies applications of automation, robotics, and machine intelligence for servicing Hubble and other Great Observatories for NASA MSFC



BAT used for extensive servicing tests on HST training mockup

Initial operational tests of Beam Assembly Teleoperator



SSL develops ParaShield flight test vehicle for suborbital mission



Experimental Assembly of Structures in EVA flies on STS 61-B



Space Systems Laboratory
University of Maryland




Ranger Telerobotic Flight Experiment



SSL Relevant Experience Timeline (2)


'90 '91 '92 '93 '94 '95 '96 '97 '98 '99

SSL designs Ranger based on experience with HST servicing



UMd NBRF opens

Ranger performs end-to-end HST servicing simulations



Phase 0 PSRP


RTSX PDR

RTSX CDR


Phase 1 PSRP

Phase 2 PSRP

Environmental testing at JSC





NASA selects Ranger TFX as low-cost robotic flight experiment



Ranger NBV operational


SSL directed to redesign Ranger for shuttle mission: Ranger TSX



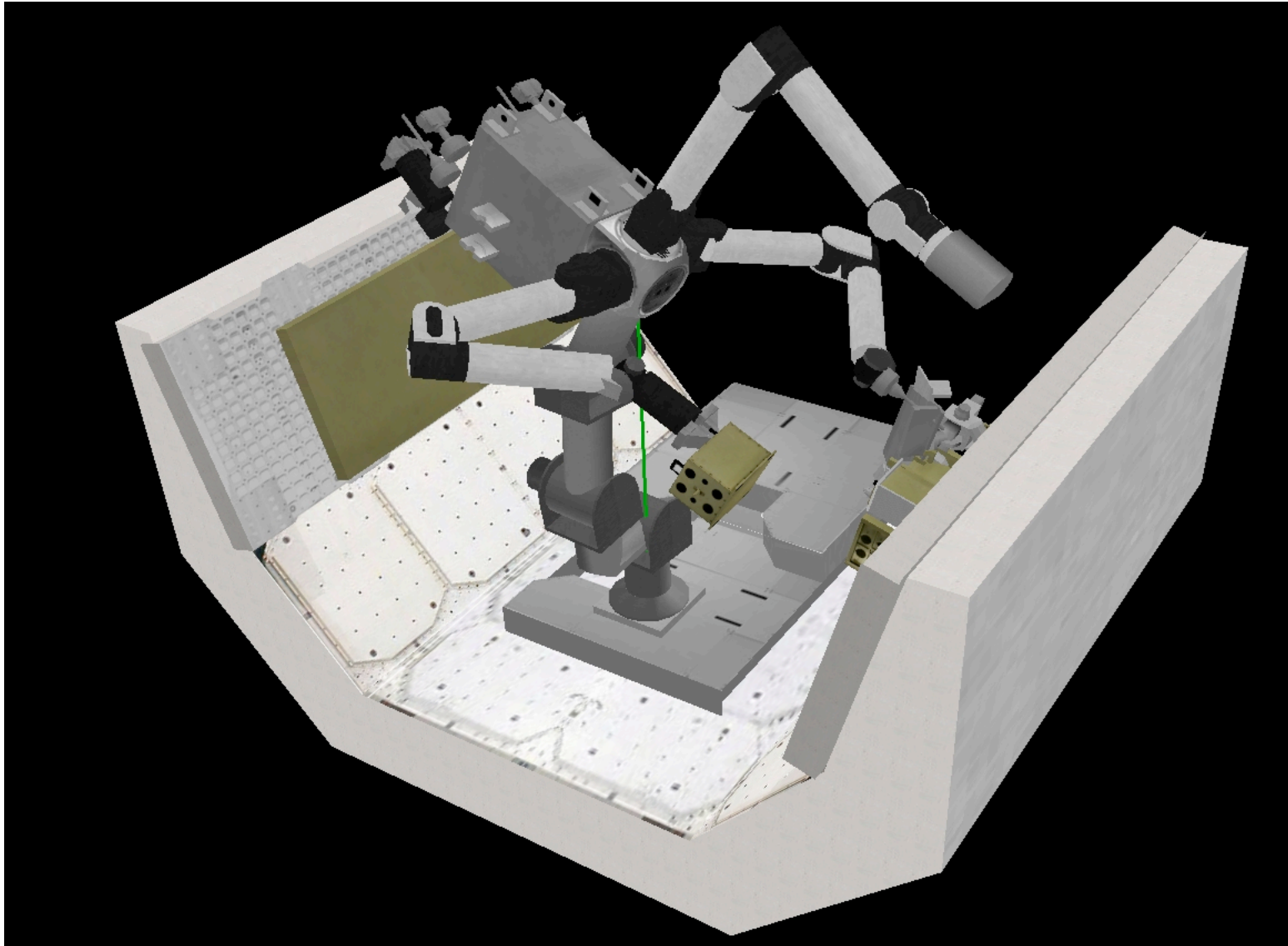
Space Systems Laboratory
University of Maryland



Ranger Neutral Buoyancy Vehicle I




Ranger Telerobotic Shuttle Experiment




SSL Relevant Experience Timeline (3)

2000

Development of ECU operations timeline



PXL in NB testing



2001


All-up mockup for public outreach



2002

Ranger TSX program cancelled

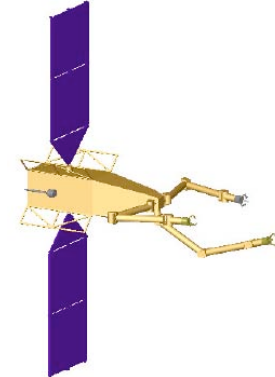
Dual-arm system in active test




2003

2004


Modular miniature servicer development for DARPA



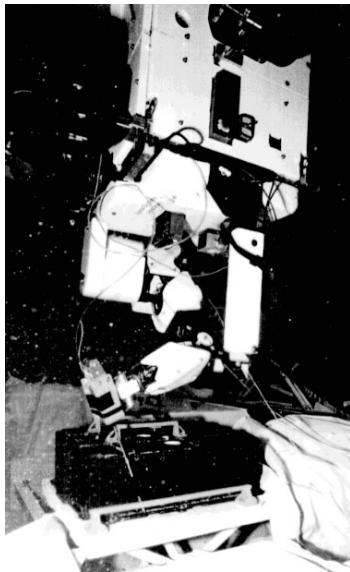
Robotic HST Servicing - Batteries



BAT (1987)





RANGER (2003)




*Space Systems Laboratory
University of Maryland*



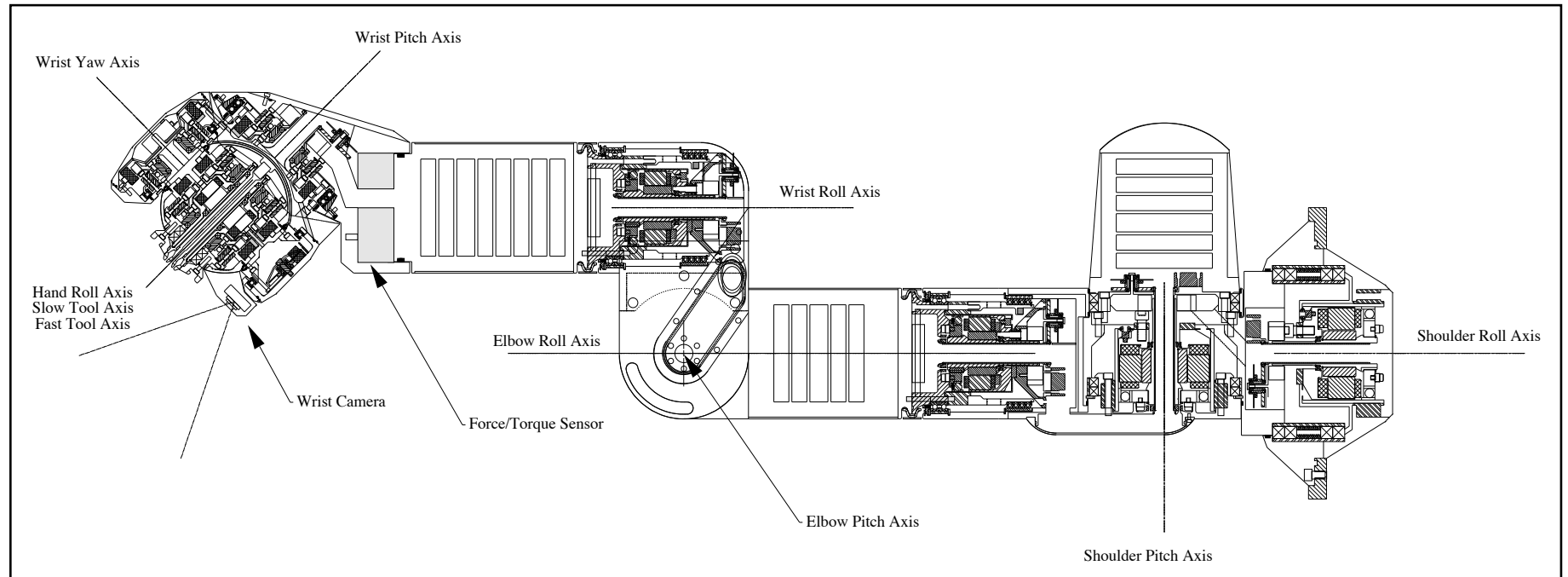
Robotic HST Servicing - Instruments



Ranger Flight Dexterous Arms



Dexterous Arm Cross-Section



Dexterous Arm Parameters

- **Modular arm with co-located electronics**
 - Embedded 386EX rad-tolerant processors
 - Only power and 1553 data passed along arm
- **53 inch reach mounting plate-tool interface plate**
- **8 DOF with two additional tool drives (10 actuators)**
- **Interchangeable end effectors with secure tool exchange**
- **30 pounds tip force, full extension**
- **150 pounds (could be significantly reduced)**
- **250 W (average 1G ops)**

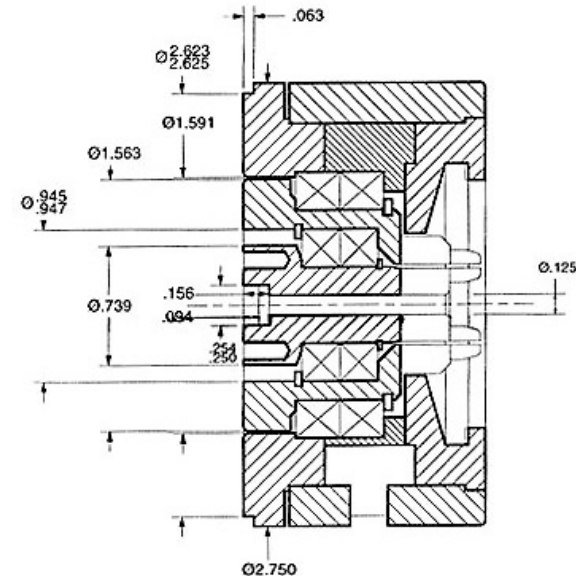
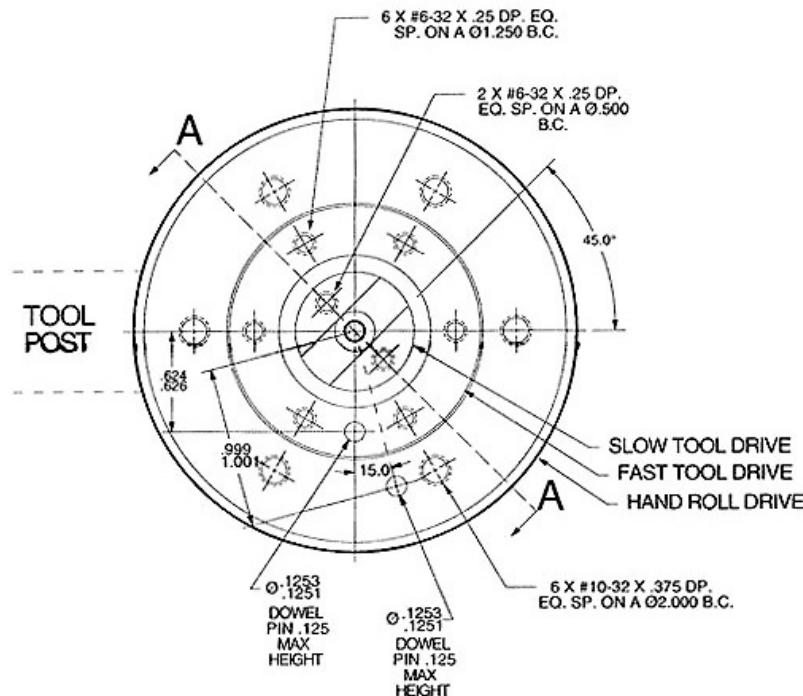


Interchangeable End Effector Mech.

- **3 Mechanical Interfaces**
 - Hand Roll Drive
 - Fast Tool Drive
 - Slow Tool Drive
- **No power or data interface**



Each IEEM is approximately 2.75" Ø by 2". Weight is 2 lbs.



SECTION A-A

Space Systems Laboratory
University of Maryland



Tool Drives

- **Tool Drive Motor Controllers are primary method for commanding / sensing EE gripping force or output torque**
- **Tool Drive Motor Specifications**
 - **Hand Roll Drive (High Torque, Low Speed)**
 - **Slow Tool Drive (High Torque, Low Speed)**
 - 52 ft-lbs, 139 °/s no load
 - **Fast Tool Drive (Low Torque, High Speed)**
 - 1 ft-lb, 15,675 °/s no load
 - Must add gearing to use



RTSX End Effectors

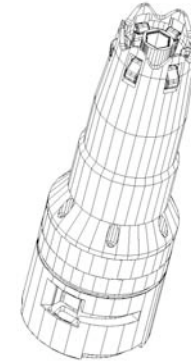
Bare Bolt Drive




Right Angle Drive



Microconical
End Effector




Tether Loop
Gripper



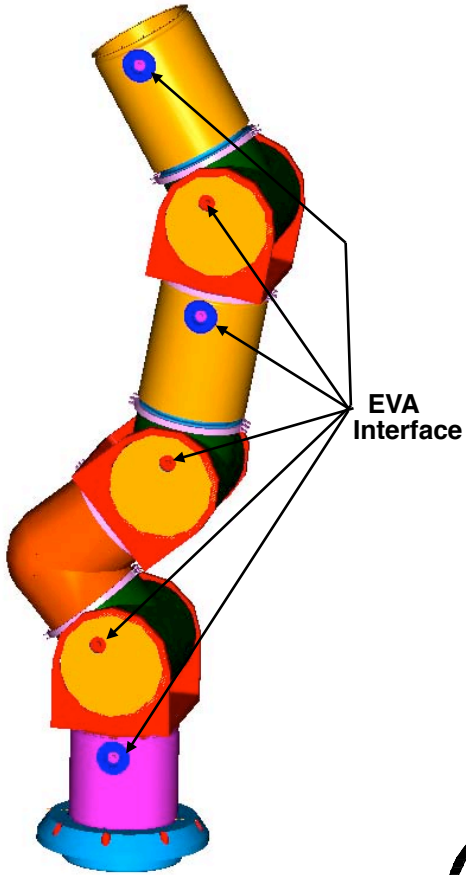
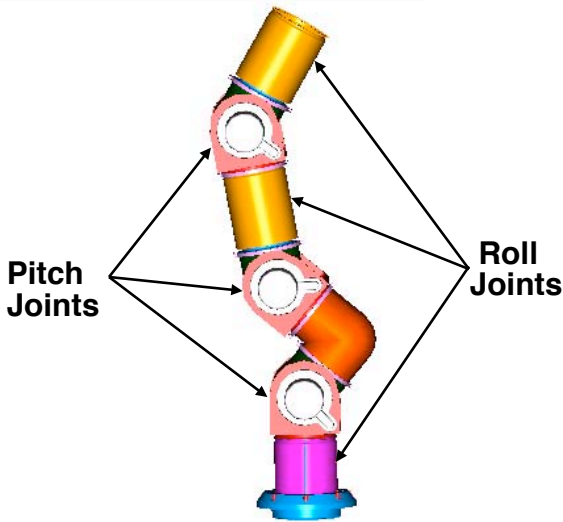
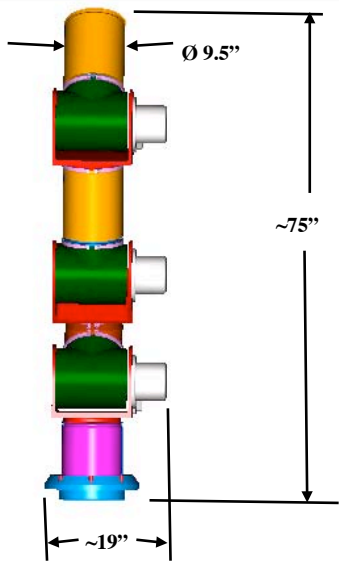
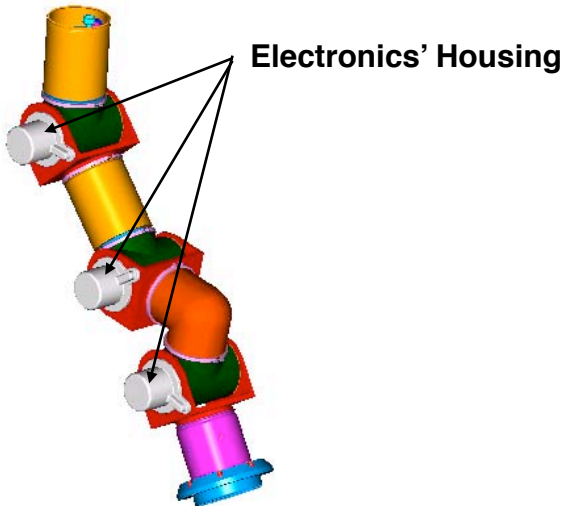
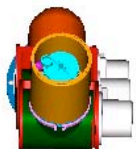
EVA Handrail
Gripper



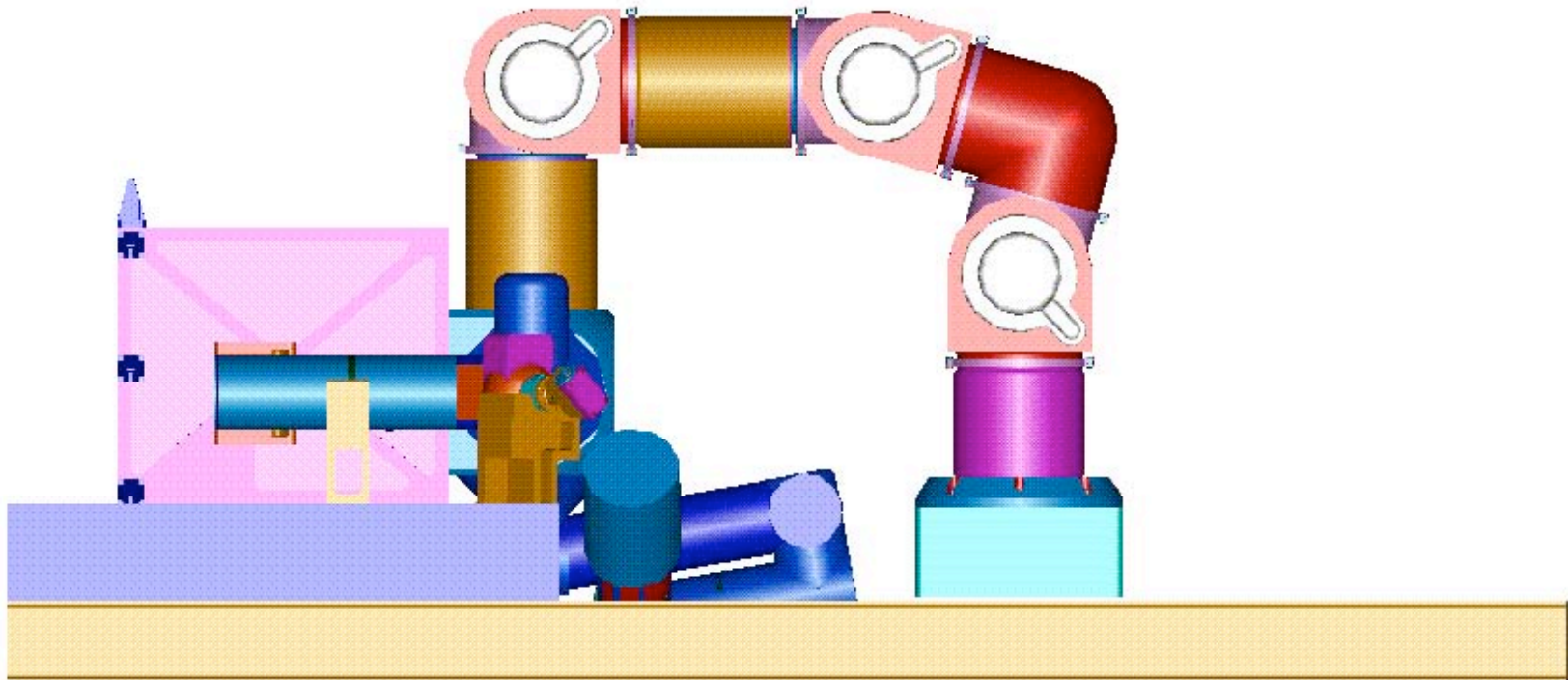
SPAR Gripper



Design:PXL Assembly







PXL in Stowed Configuration




Side View

PXL Assembly and Testing



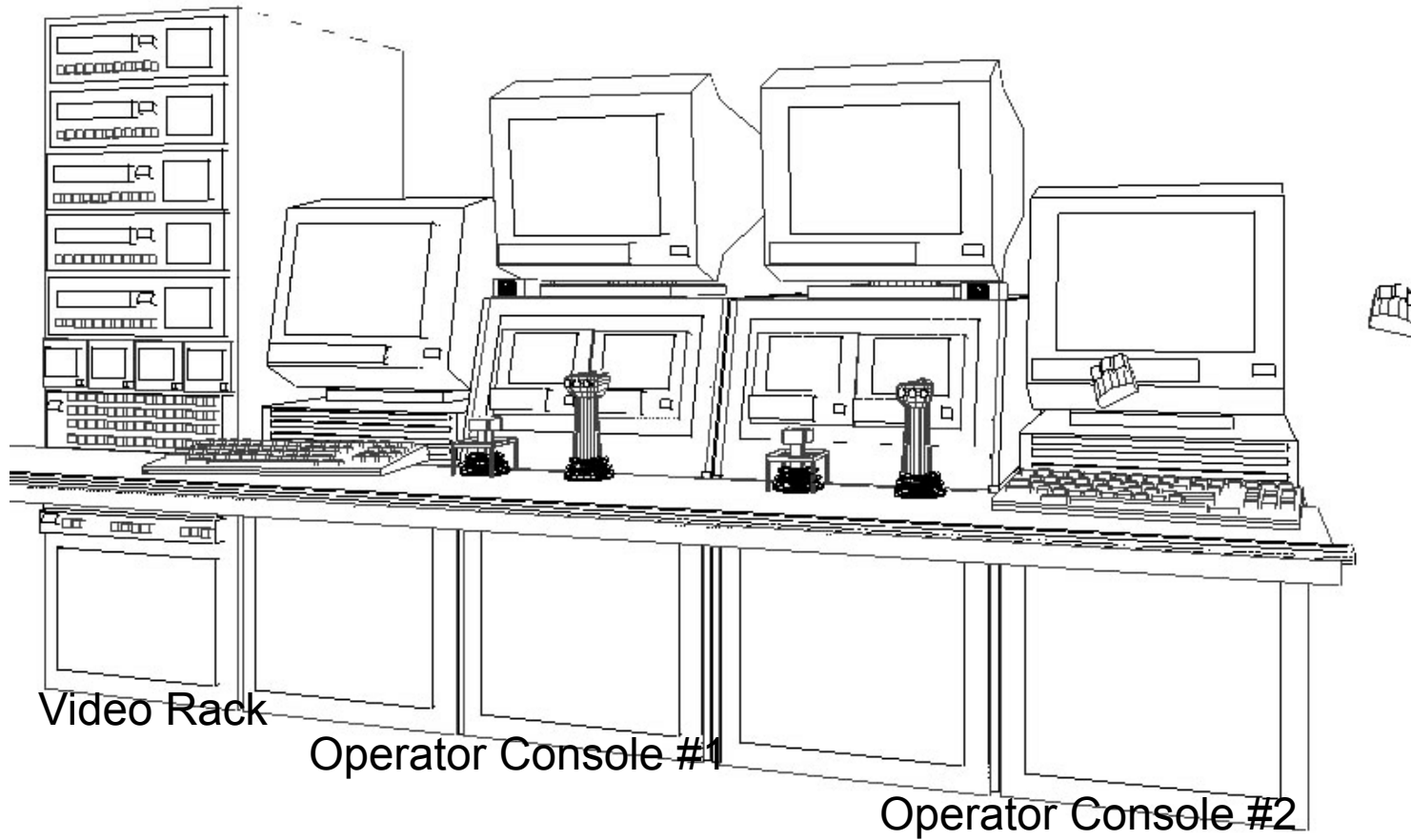
PXL Underwater Operations



Ranger Control Station

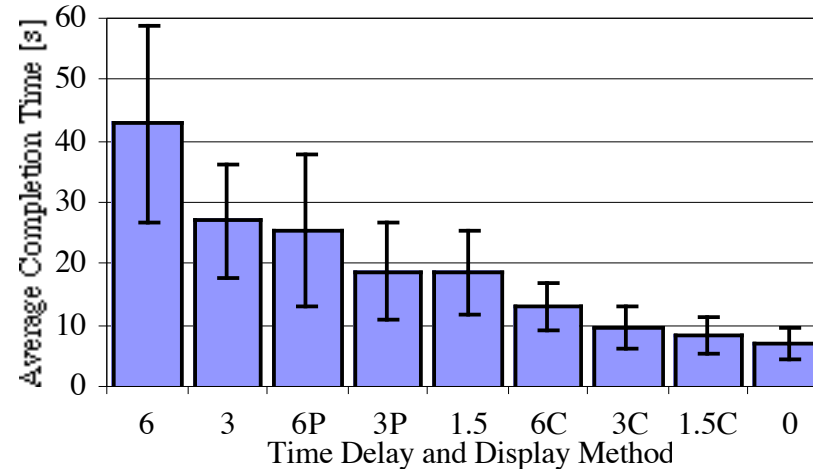


Ground Control Station



Commanded and Predictive Displays

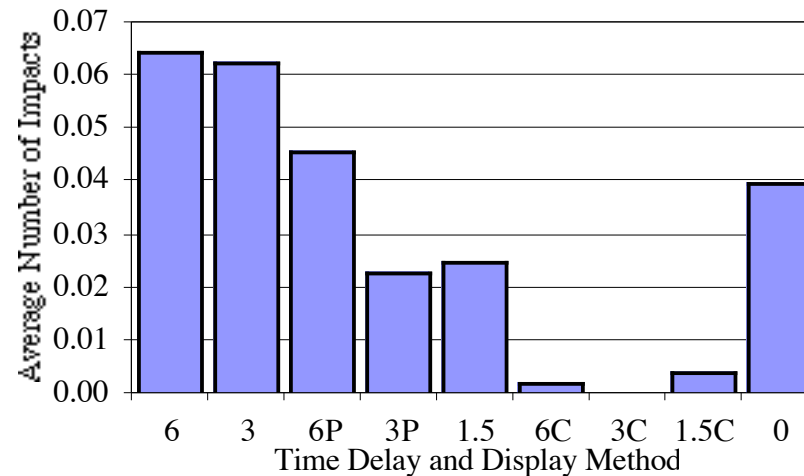
Time Delay and Display Method Effects



- The commanded display severely reduced the performance degradation with 0.01 statistical significance
- The commanded display reduced time delay effects on completion time up to 91% at 1.5-second delay
 - Subjects controlled the manipulator more accurately with the commanded display
 - Impacts were detected and compensated faster
- The predictive display also had better performance than time delay alone, at 0.01 statistical significance
- The minor calibration errors caused the predictive displays to be about half as effective as the commanded display, a 0.01 statistical significant difference

Impact Comparison





Commanded Display's Reduction of Impacts



- **Time delay and predictive display usage had no statistical significant effects on number of impacts**
- **Use of the commanded display dramatically reduced errors, at 0.01 significant level, even when compared to no time delay**
- **Only 3 errors were made with a commanded display over 4 hours of testing including 4 subjects testing a total of 1440 trials.**
- **20 times more errors were made without a commanded display**
- **This reduction was due to subjects carefully positioning the commanded display to avoid an impact**



Ranger Spacecraft Servicing System



Ranger's Place in Space Robotics

How the Operator Interacts with the Robot

How the Robot Interacts with the Workspace

	Locally Teleoperated	Remote (Ground) Teleoperated	Supervisory/ Autonomous Control
Specialized Robotic Interfaces	SRMS/SSRMS MFD/SPDM AERCam		ETS-VII ROTEX Sojourner
Any EVA-Compatible Interface		<div style="border: 1px solid black; padding: 5px; display: inline-block;">Ranger TSX</div>	
Any Human-Compatible Interface	Robonaut		



Missions Enabled by Space Robotics

How the Operator Interacts with the Robot

How the Robot Interacts with the Worksite

	Locally Teleoperated	Remote (Ground) Teleoperated	Supervisory/ Autonomous Control
Specialized Robotic Interfaces	<ul style="list-style-type: none"> • Payload Positioning • ISS Planned Robotic Servicing • Free-flying Cameras 	<ul style="list-style-type: none"> • Lunar Long-Distance Surveying • Future ISS Servicing 	<ul style="list-style-type: none"> • Planetary Rovers • Deep Space Visual Inspection
Any EVA-Compatible Interface	<ul style="list-style-type: none"> • All ISS Servicing • <i>NGST Ass'y/Servicing*</i> • Aerobrake Ass'y 	<ul style="list-style-type: none"> • Lunar Nearside Infrastructure • "Grand Observatories" Ass'y/Servicing • Mars EVA Robotic Assistant 	<ul style="list-style-type: none"> • Mars Base Construction • Mars ISRU Servicing • Mars Geology/ Life Sciences
Any Human-Compatible Interface	<ul style="list-style-type: none"> • LEO Contingency Repairs • Telepresence 	<ul style="list-style-type: none"> • Lunar/HEO Contingency Repairs • Dexterous Science Teleops 	<ul style="list-style-type: none"> • Deep Space Contingency Repairs • Dexterous Science Ops

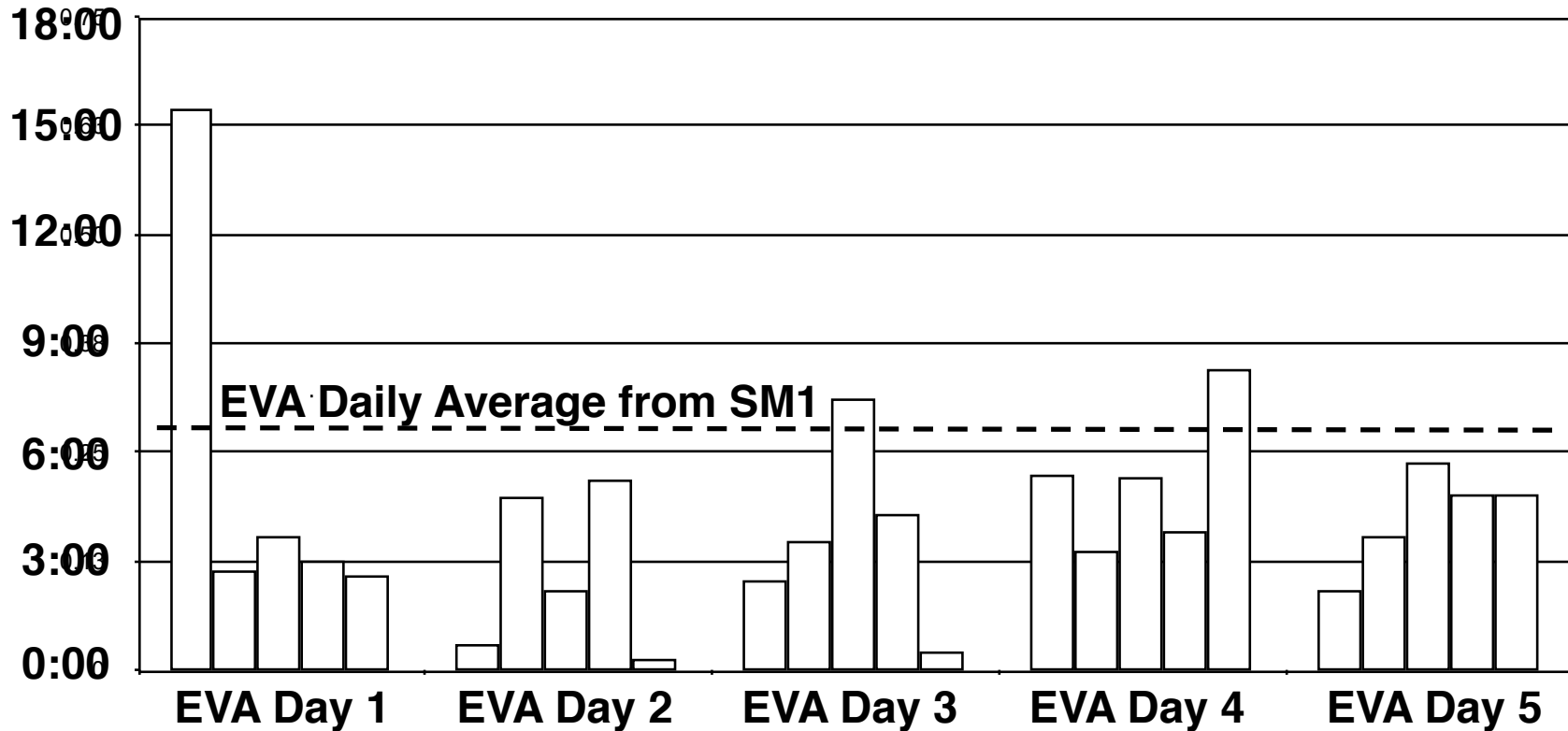
* Feasibility Study Currently Underway for NASA Goddard

Missions Supported by Ranger Flight



Ranger Application to HST SM1

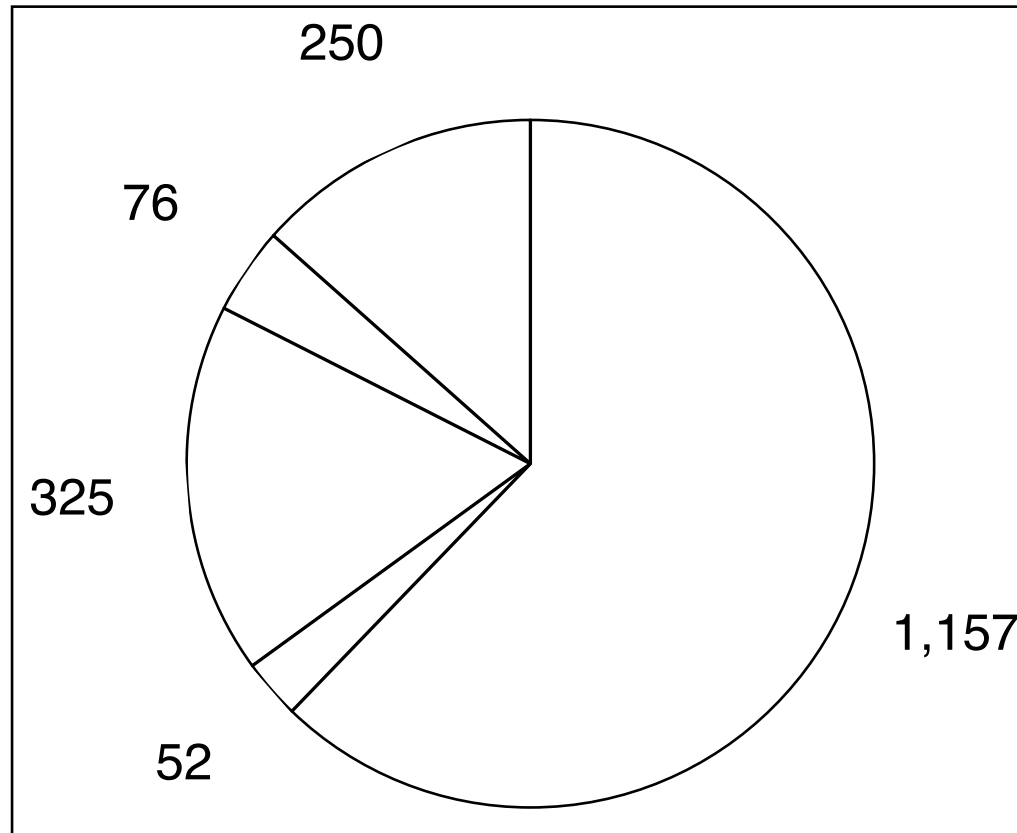
Time (hrs)



Ranger (pre-EVA)
 EV1 - with Ranger
 Ranger (during EVA)
 EV2 - with Ranger
 Ranger (post-EVA)



Grasp Analysis of SM-3B



- 1DOF tasks
- 2DOF tasks
- Modified tasks
- Dexterous tasks
- Not yet categorized

Numbers refer to instances of grasp type over five EVAs
Total discrete end effector types required ~8-10

Results of Robot Dexterity Analysis

- **Broke 63 crew-hrs of EVA activity on SM-3B into 1860 task primitives**
- **13.4% not yet categorized**
- **Of categorized task primitives, 95.3% are viable candidates for 2DOF robotic end effectors**
 - **71.8% 1DOF tasks**
 - **3.2% 2DOF tasks**
 - **20.2% tasks performed differently by robot than EVA (e.g., torque settings)**
- **4.7% require additional dexterity**
- **All SM-3B robotic tasks can be performed by suite of 8-10 different end effectors**




Baseline SM4 Task Allocations

- **RSUs (3)** **3:00**
- **Battery Modules (2)** **2:50**
- **COS** **3:10**
- **WFC3** **2:55**
- **ASCS/CPL** **3:30**
- **FGS3** **3:35**
- **NOBLs (3)** **1:50**
- **ASCS/STIK** **1:55**
- **DSC** **1:00**
- **Setup & Closeout** **5:00**




HERCULES (Dual Arm; EVA Operations)





HERCULES Proof-of-Concept Testing





SM4R(obotic) Concept Overview



Ranger Telerobotic Servicing System
University of Maryland





Interim Control Module
Naval Research Laboratory



HST SM4 Servicing Hardware
NASA Goddard





Maneuvering Spacecraft Bus - ICM



- Developed by Naval Research Laboratory for NASA ISS
- Sufficient payload on EELV for Ranger robotics, SM-4 servicing hardware, HST flight support hardware
- Sufficient maneuvering capability for extensive coorbital operations, followed by HST deorbit or boost to disposal altitude
- Currently in bonded storage at NRL

Dexterous Robotics - Ranger




- Developed by University of Maryland for NASA as low-cost flight demonstration of dexterous telerobotics
- Designed to be capable of using EVA interfaces and performing EVA tasks
- System passed through NASA Phase 0/1/2 PSRP safety reviews for shuttle flight
- High-fidelity qualification arms in extended tests at UMd SSL
- 70% of flight dexterous manipulator components in bonded storage at UMd

*Space Systems Laboratory
University of Maryland*

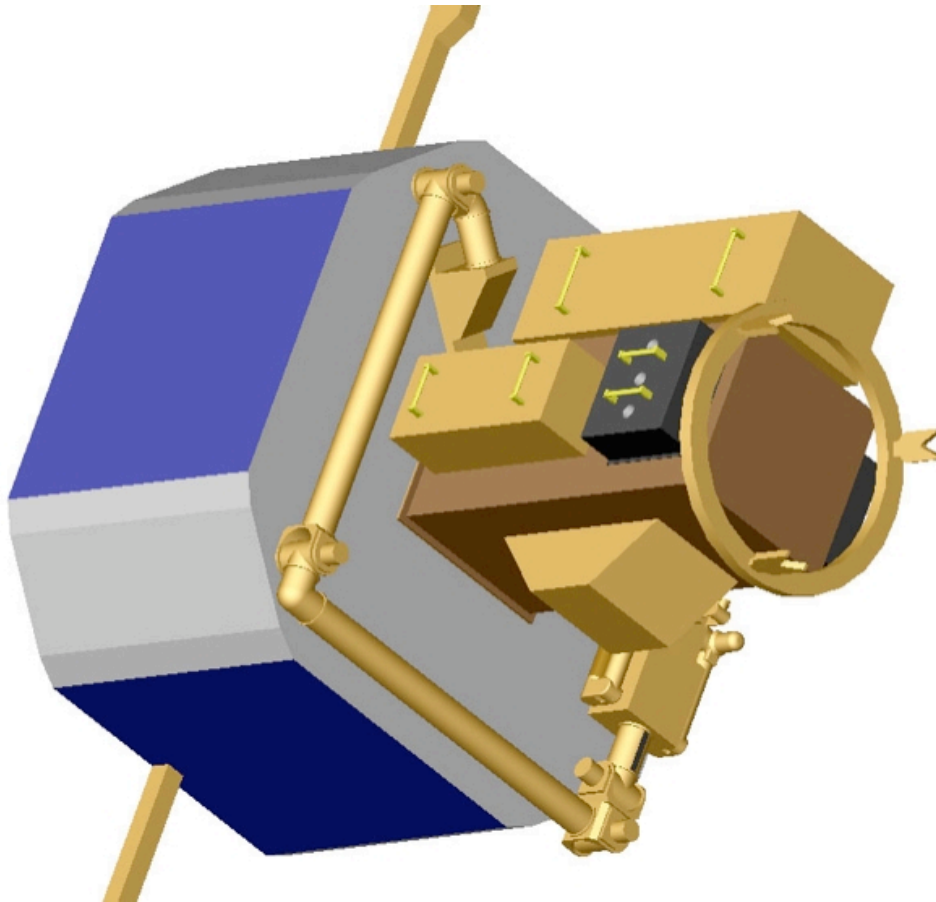


Servicing Option 1




- **Limited to critical servicing options**
 - **Batteries**
 - **Rate sensor units**
 - **Battery carrier plates, SOPE, COPE**
- **HST payload mass 3194 lbs**
- **Total ICM payload 4454 lbs**
- **Servicer empty mass 11,065 lb**

Servicing Option 2



- **Limited to critical servicing options**
 - Batteries
 - Rate sensor units
 - Battery carrier plates, SOPE, COPE
- **HST payload mass 3194 lbs**
- **Total ICM payload 4454 lbs**
- **Servicer empty mass 11,065 lb**

Servicing Option 3



- All SM4 ORUs and launch protective enclosures
- HST payload mass 9574 lbs
- Total ICM payload 10,834 lbs
- Servicer empty mass 17,445 lb

Modifications to Existing Hardware

- **ICM**
 - Addition of TDRSS Ku-band command data links
 - Mounting interfaces for robotic hardware, HST servicing hardware, MMS berthing ring
 - Attachment to EELV payload adapter
- **Ranger**
 - Addition of longer strut elements to provide needed reach for positioning leg
 - Completion of flight manipulator units
 - Development of required end effectors for servicing tasks
 - Implementation of launch restraints for robot on ICM deck
 - Development of control station for teleoperated/supervisory control
- **HST servicing hardware**
 - Modification of shuttle launch restraints to ICM deck
 - Verification of thermal environment for ORUs



SM4R Mission Scenario

- **Launch on EELV, rendezvous and dock to HST at aft bulkhead MMS fittings (high level supervisory control)**
- **Perform high-priority servicing (batteries/gyros), other targets of opportunity (e.g., SM4 instrument changeouts), boost HST to multi-decade stable altitude**
- **Separate ICM and move into coorbital location to allow HST to perform nominal science data collection (no impact to HST pointing or stability) - ICM can be used as robotics testbed during this time**
- **ICM can redock and service multiple times if needed (e.g., periodic gyro replacements)**
- **ICM is based on design with proven flight duration of 6 years on-station**
- **At end of HST science mission, ICM redocks and performs deorbit/disposal boost mission**



Launch Vehicle Considerations

- **Due to size of ICM and servicing hardware, an EELV with a 5-meter payload fairing is required**
 - Delta IV Medium+ (5,2)
 - Atlas V 501
- **Also considered next larger size EELV for heavier mission cases**
 - Delta IV Medium+ (5,4)
 - Atlas V 521



ICM Propellant Loads

	Option 1	Option 2	Option 3
Delta IV M+(5,2) Atlas V 501	11,700	11,040	7,515
Delta IV M+(5,4) Atlas V 521	11,700	11,700	11,700

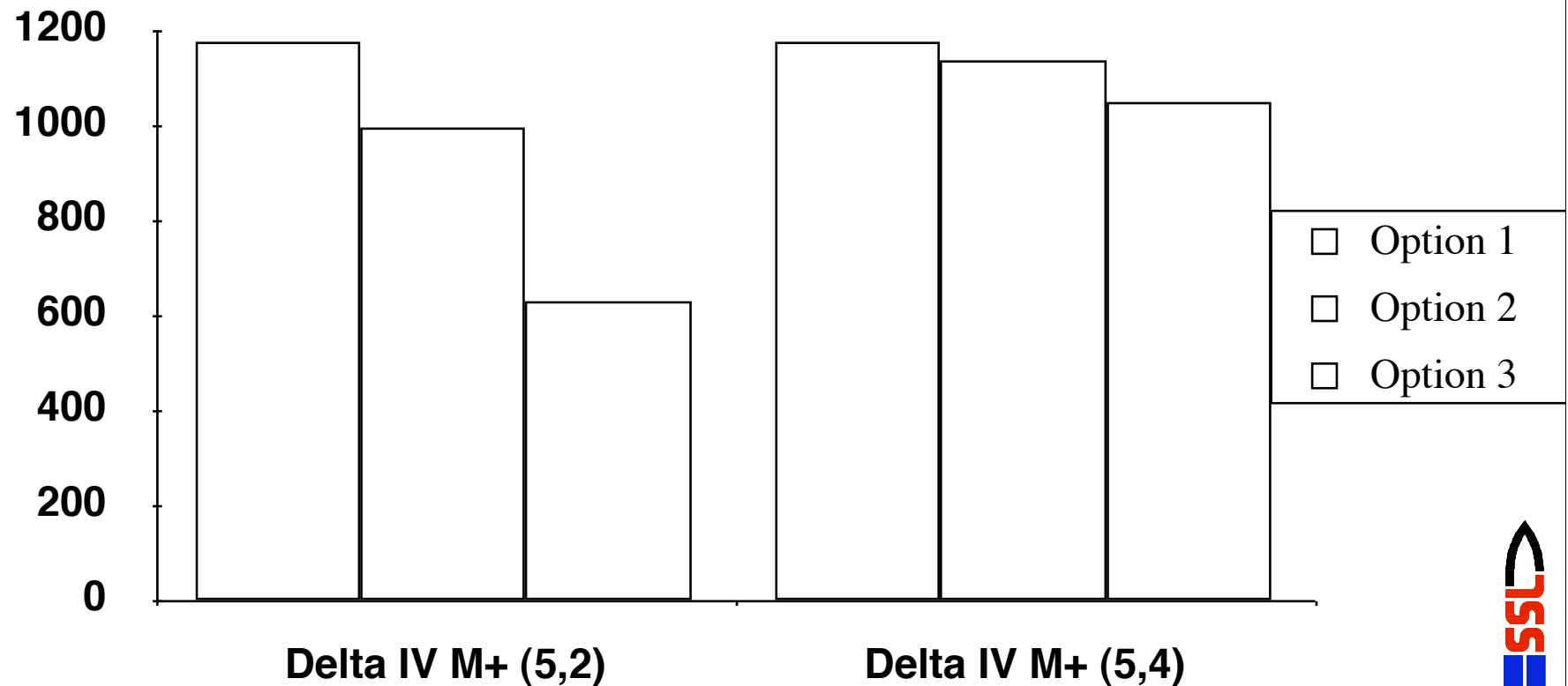
Propellant Mass in lbs



Achievable Boost Altitude

Assumptions:

- 300 m/sec deltaV reserve for rendezvous and docking
- Remaining propellant used to raise orbit from 330 NMi to new circular altitude, then deorbit from that altitude



Mission Assurance

- **Use existing hardware to initiate comprehensive testing program**
 - Hubble SM4 EVA neutral buoyancy training hardware
 - Ranger neutral buoyancy robot
 - UMd Neutral Buoyancy Research Facility
- **Three keys to success:**
 - Test
 - Test
 - Test
- **Evaluate every SM4 task in first 6-9 months and decide on whether or not to perform it on-orbit**
- **Aim for 25-30 hours of end-to-end simulation for every hour of on-orbit operations**




Why SM4R?

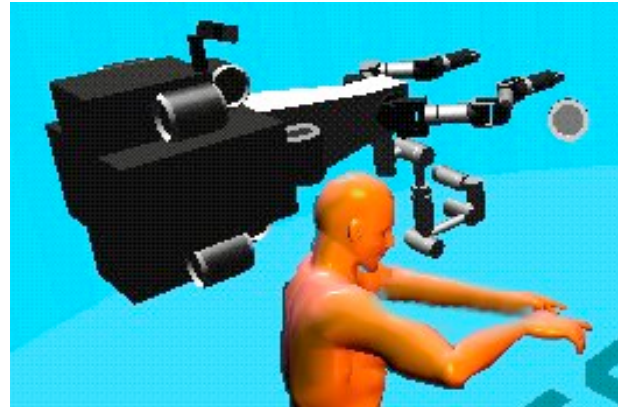
- **No other options come close to matching technology readiness:**
 - ICM based on “black” spacecraft with flight heritage, currently ready to fly
 - Ranger manipulators developed and tested; 70% of dexterous manipulator flight components already procured
- **No other options come close to matching the proven capabilities**
 - Long on-orbit endurance and high maneuvering capacity provide assurance of successful deorbit at Hubble end-of-life
 - Ranger manipulators designed for EVA-equivalent servicing, building on 20-year heritage of HST robotic servicing operations
- **No other options come close to matching the flexibility**
 - Interchangeable end effectors provide unlimited interfaces
 - Ranger arm design parameters (force, speed, clean kinematics) unrivaled among flight-qualified manipulators




Results of a Successful SM4R Mission




Demonstration of Dexterous Robotic Capabilities




Understanding of Human Factors of Complex Telerobot Control



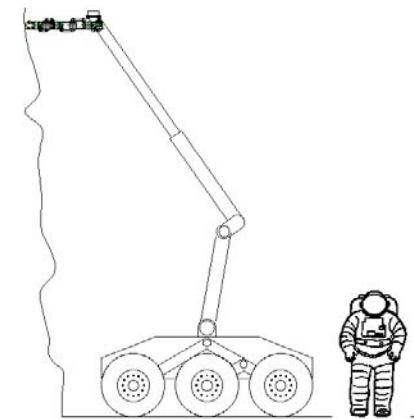
Pathfinder for Flight Testing of Advanced Robotics



Precursor for Low-Cost Free-Flying Servicing Vehicles




Lead-in to Cooperative EVA/Robotic Work Sites




Dexterous Robotics for Advanced Space Science

Ranger on SMV



For More Information

Space Systems Laboratory University of Maryland



[This Month in the SSL](#)

[About the SSL](#)

[Facilities](#)

[Personnel](#)

[Projects](#)

[Data and Publications](#)

[Friends of the SSL](#)

[Internals](#)



Space Systems Laboratory
University of Maryland