

Orbital Mechanics

- Energy and velocity in orbit
- Elliptical orbit parameters
- Orbital elements
- Coplanar orbital transfers
- Noncoplanar transfers
- Time and flight path angle as a function of orbital position
- Relative orbital motion (“proximity operations”)



Energy in Orbit

- Kinetic Energy

$$K.E. = \frac{1}{2}mv^2 \Rightarrow \frac{K.E.}{m} = \frac{v^2}{2}$$

- Potential Energy

$$P.E. = -\frac{m\mu}{r} \Rightarrow \frac{P.E.}{m} = -\frac{\mu}{r}$$

- Total Energy

$$Const. = \frac{v^2}{2} - \frac{\mu}{r} = -\frac{\mu}{2a}$$

<--Vis-Viva Equation



Implications of Vis-Viva

- Circular orbit ($r=a$)

$$v_{circular} = \sqrt{\frac{\mu}{r}}$$

- Parabolic escape orbit (a tends to infinity)

$$v_{escape} = \sqrt{\frac{2\mu}{r}}$$

- Relationship between circular and parabolic orbits

$$v_{escape} = \sqrt{2}v_{circular}$$

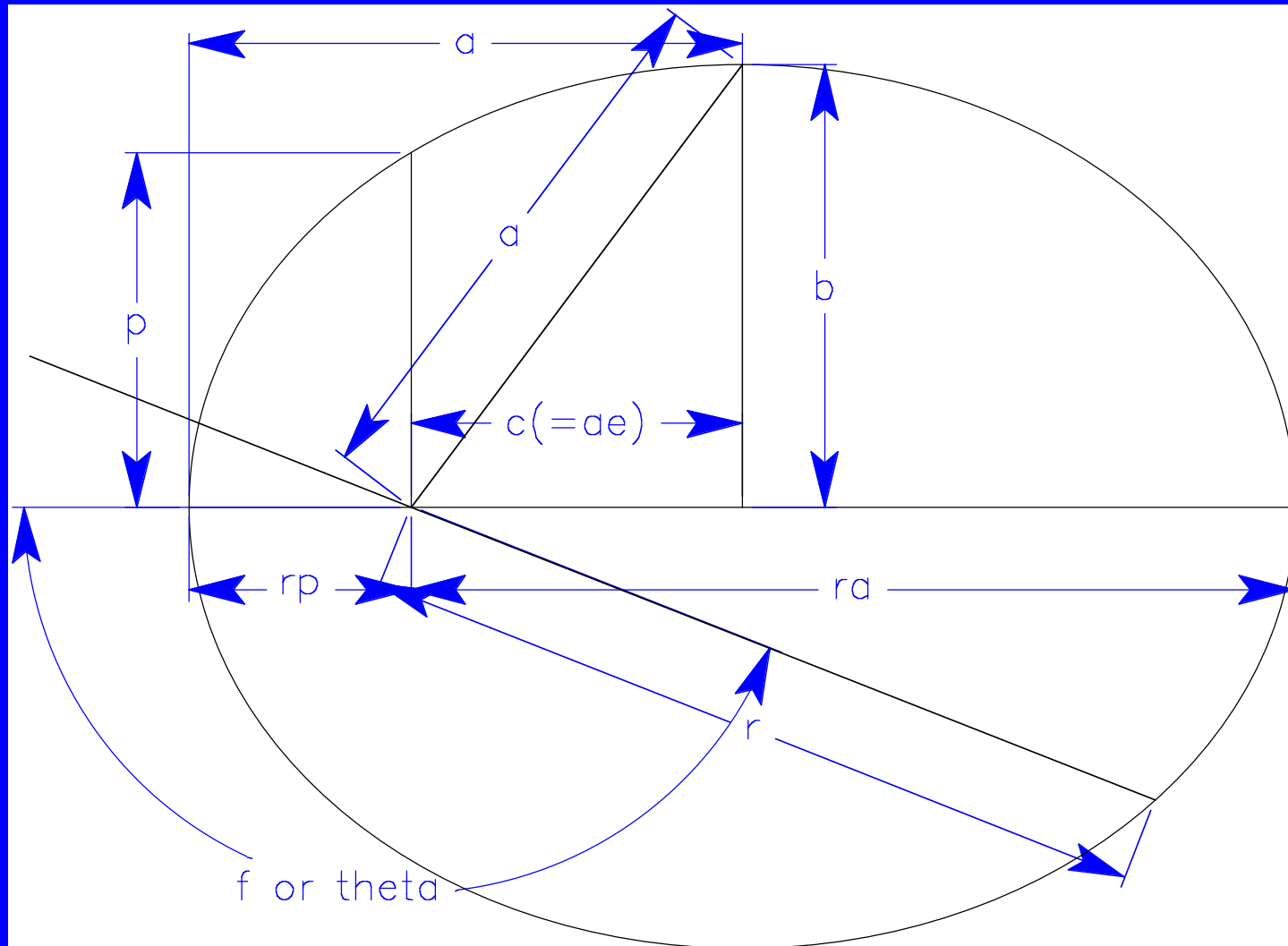


Some Useful Constants

- Gravitation constant $\mu = GM$
 - Earth: $398,604 \text{ km}^3/\text{sec}^2$
 - Moon: $4667.9 \text{ km}^3/\text{sec}^2$
 - Mars: $42,970 \text{ km}^3/\text{sec}^2$
 - Sun: $1.327 \times 10^{11} \text{ km}^3/\text{sec}^2$
- Planetary radii
 - $r_{\text{Earth}} = 6378 \text{ km}$
 - $r_{\text{Moon}} = 1738 \text{ km}$
 - $r_{\text{Mars}} = 3393 \text{ km}$



Classical Parameters of Elliptical Orbits



Basic Orbital Parameters

- Semi-latus rectum (or parameter)

$$p = a(1 - e^2)$$

- Radial distance as function of orbital position

$$r = \frac{p}{1 + e \cos \theta}$$

- Periapse and apoapse distances

$$r_p = a(1 - e)$$

$$r_a = a(1 + e)$$

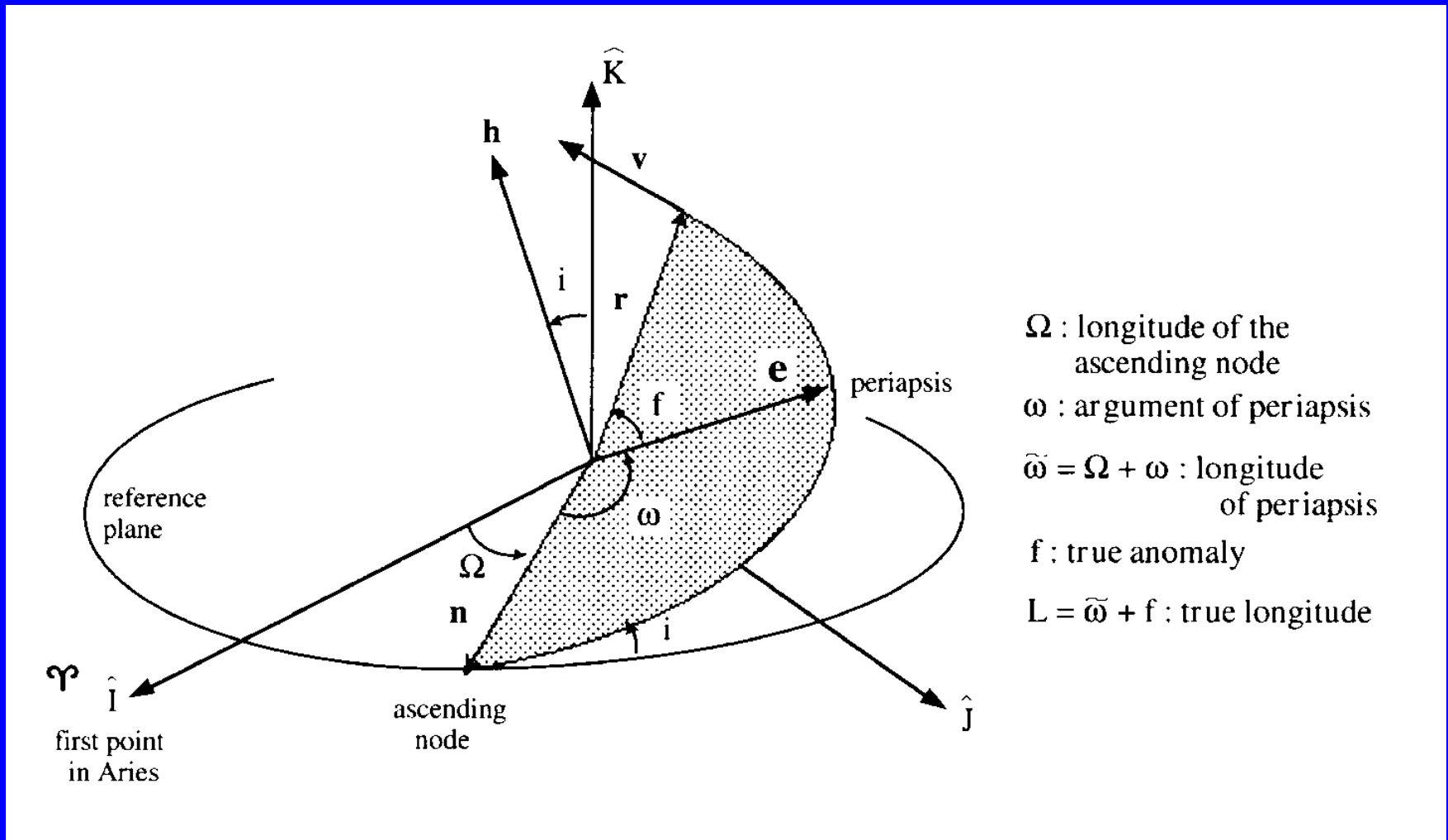
- Angular momentum

$$\vec{h} = \vec{r} \times \vec{v}$$

$$h = \sqrt{\mu p}$$



The Classical Orbital Elements



- Ω : longitude of the ascending node
- ω : argument of periapsis
- $\tilde{\omega} = \Omega + \omega$: longitude of periapsis
- f : true anomaly
- $L = \tilde{\omega} + f$: true longitude

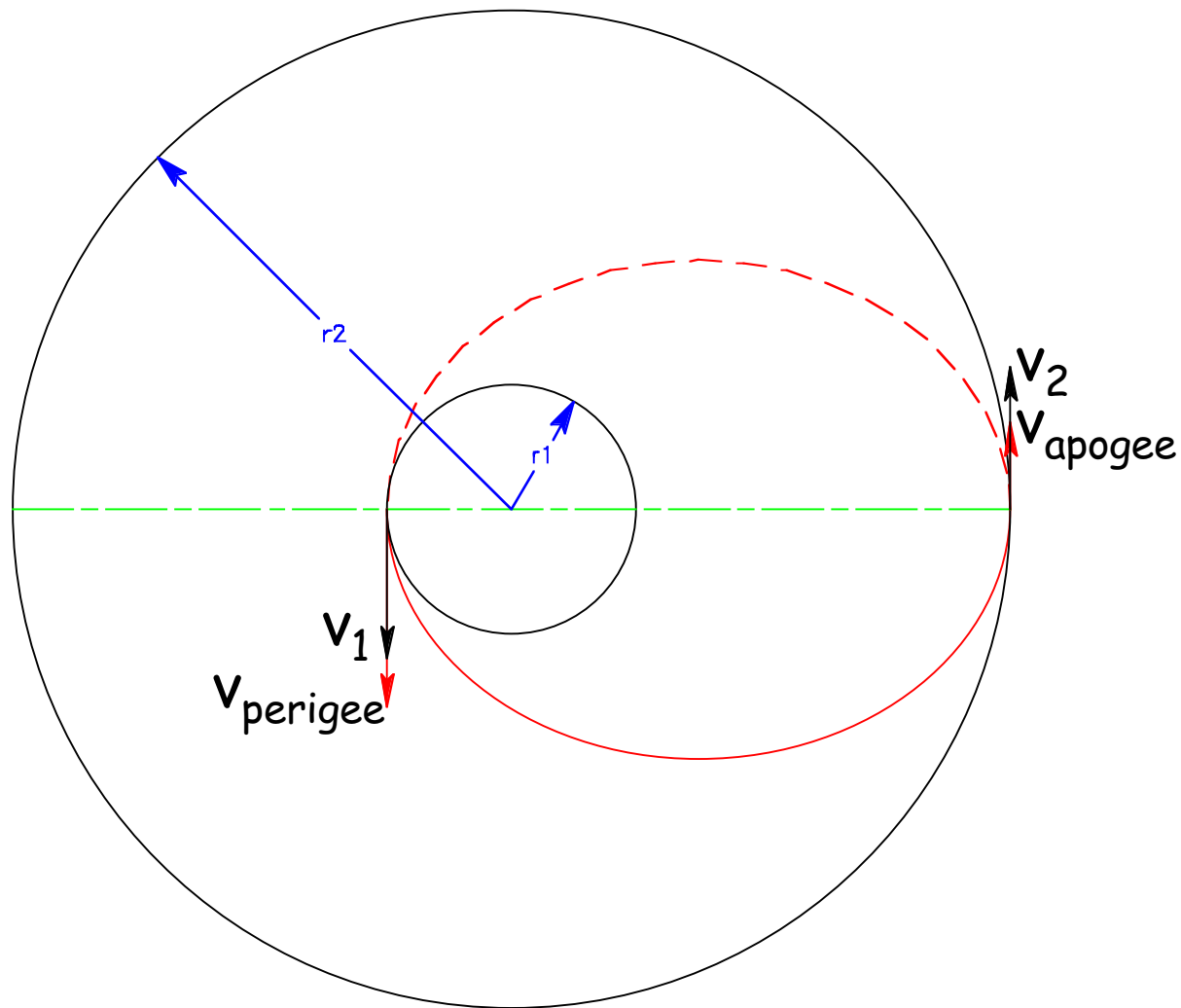
Ref: J. E. Prussing and B. A. Conway, *Orbital Mechanics* Oxford University Press, 1993



UNIVERSITY OF
MARYLAND

Orbital Mechanics
Principles of Space Systems Design

The Hohmann Transfer



First Maneuver Velocities

- Initial vehicle velocity

$$v_1 = \sqrt{\frac{\mu}{r_1}}$$

- Needed final velocity

$$v_{perigee} = \sqrt{\frac{\mu}{r_1}} \sqrt{\frac{2r_2}{r_1 + r_2}}$$

- Delta-V

$$\Delta v_1 = \sqrt{\frac{\mu}{r_1}} \left(\sqrt{\frac{2r_2}{r_1 + r_2}} - 1 \right)$$



Second Maneuver Velocities

- Initial vehicle velocity

$$v_{apogee} = \sqrt{\frac{\mu}{r_2}} \sqrt{\frac{2r_1}{r_1 + r_2}}$$

- Needed final velocity

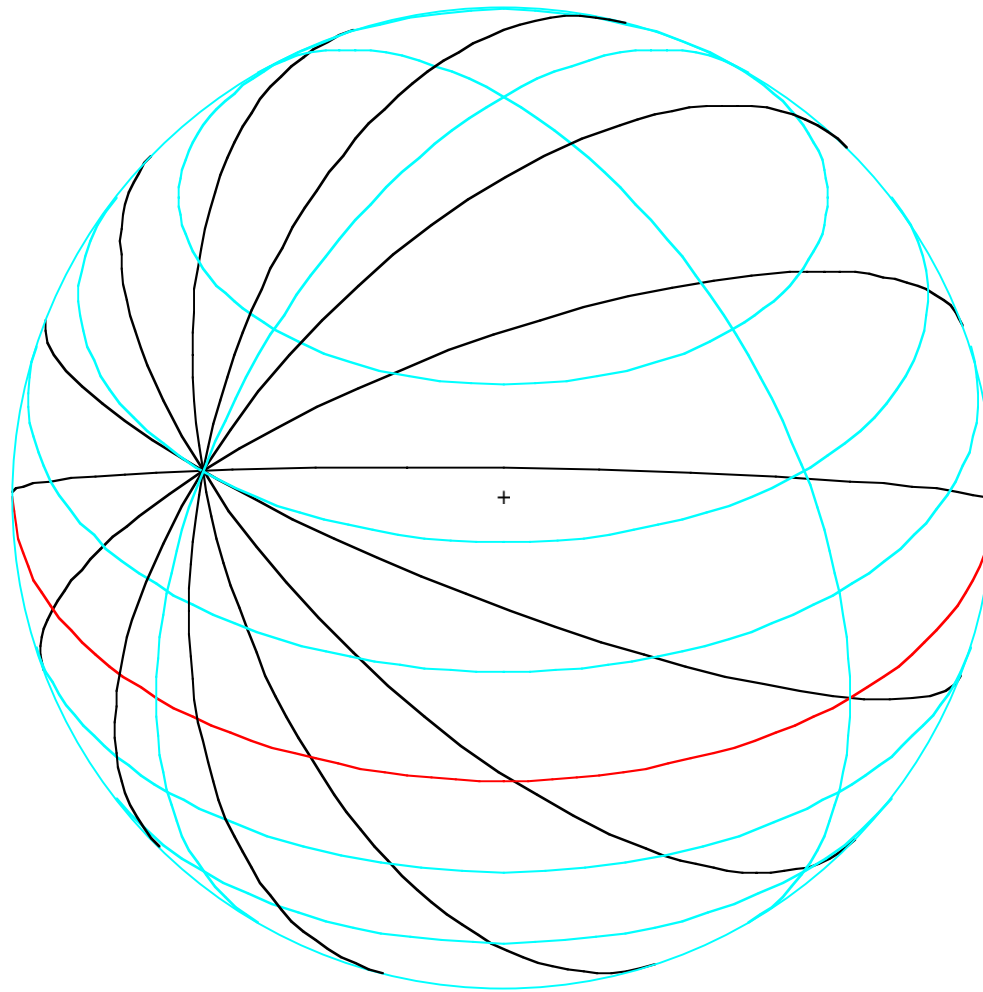
$$v_2 = \sqrt{\frac{\mu}{r_2}}$$

- Delta-V

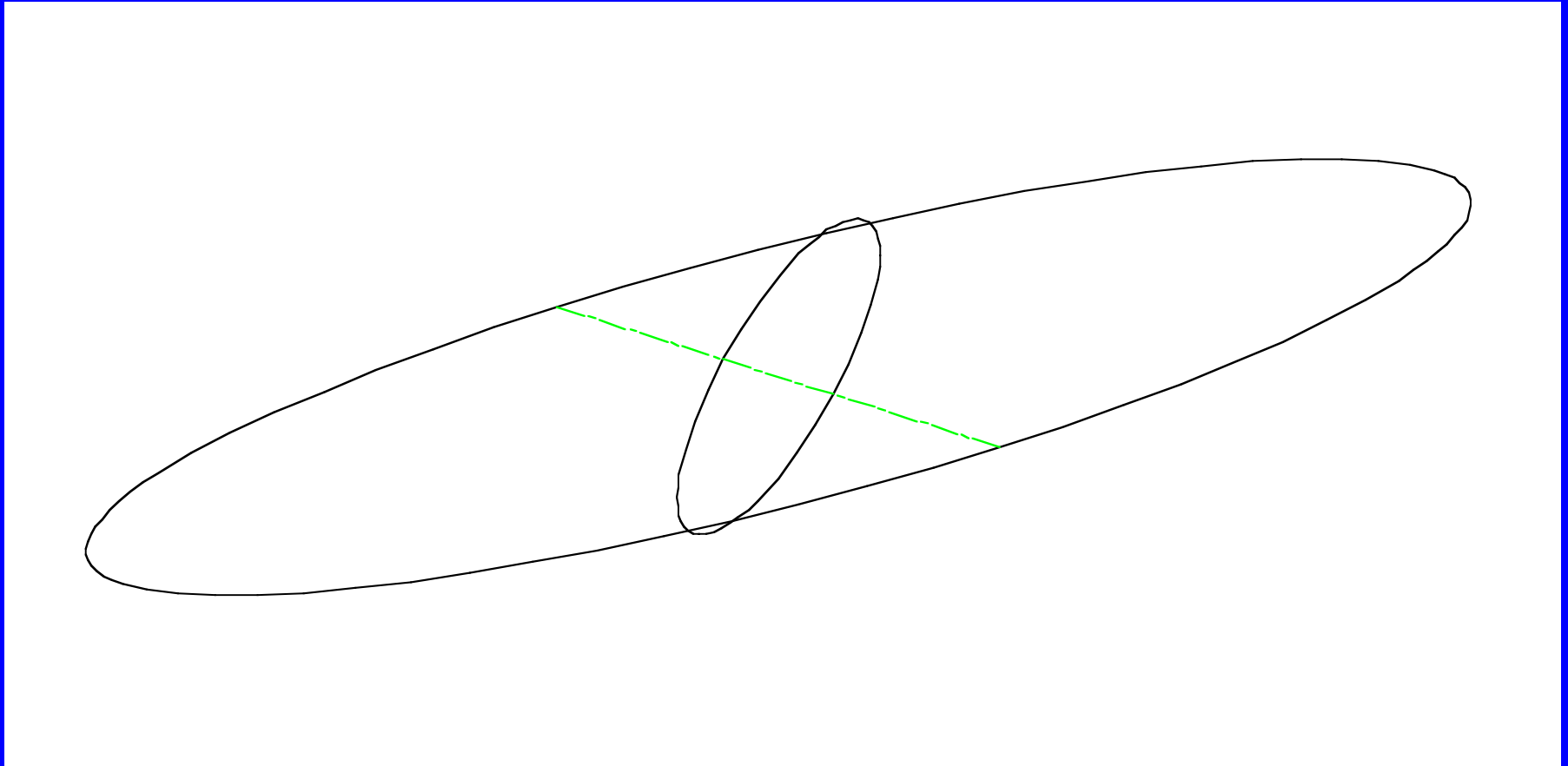
$$\Delta v_2 = \sqrt{\frac{\mu}{r_2}} \left(1 - \sqrt{\frac{2r_1}{r_1 + r_2}} \right)$$



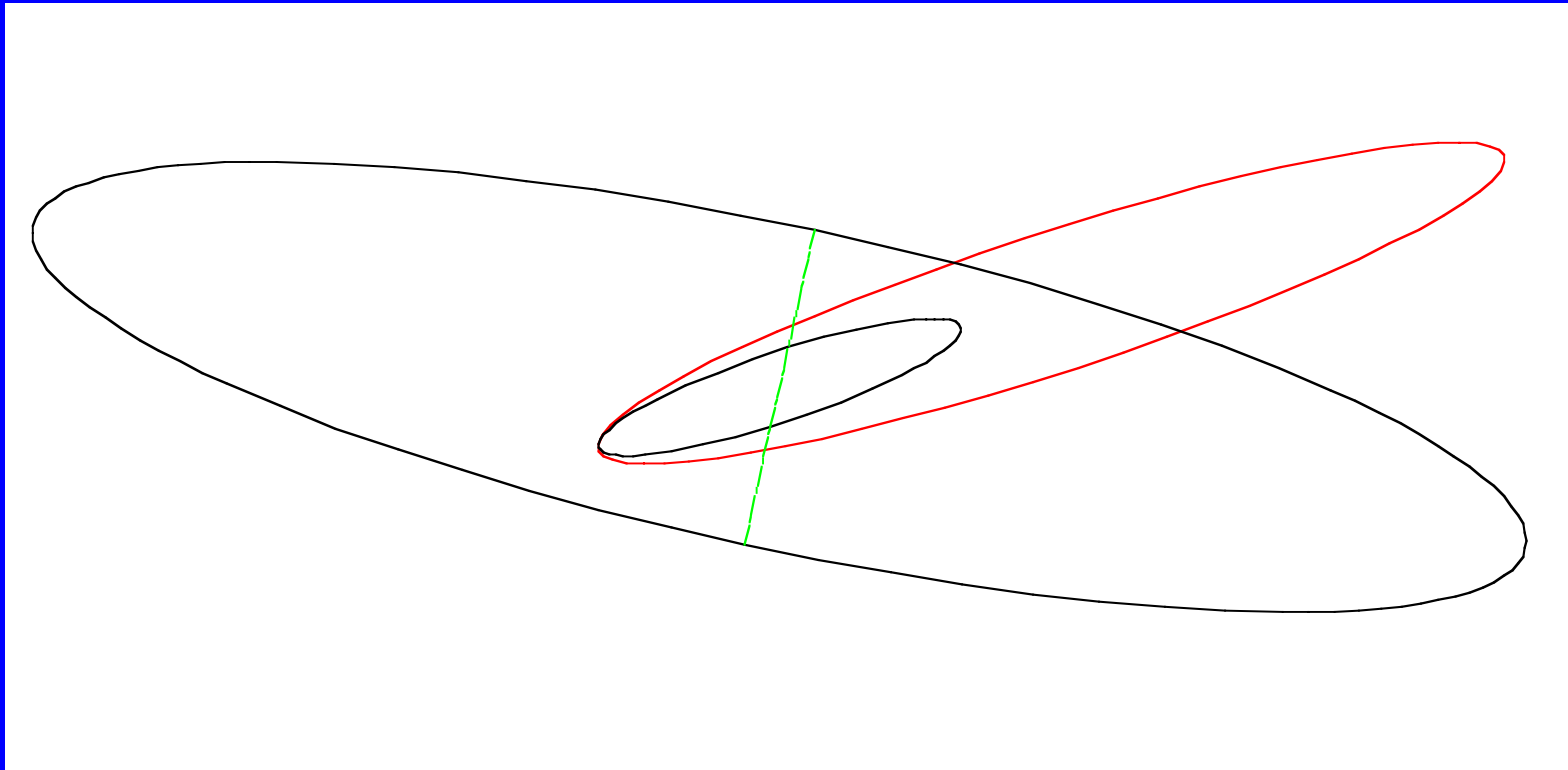
Limitations on Launch Inclinations



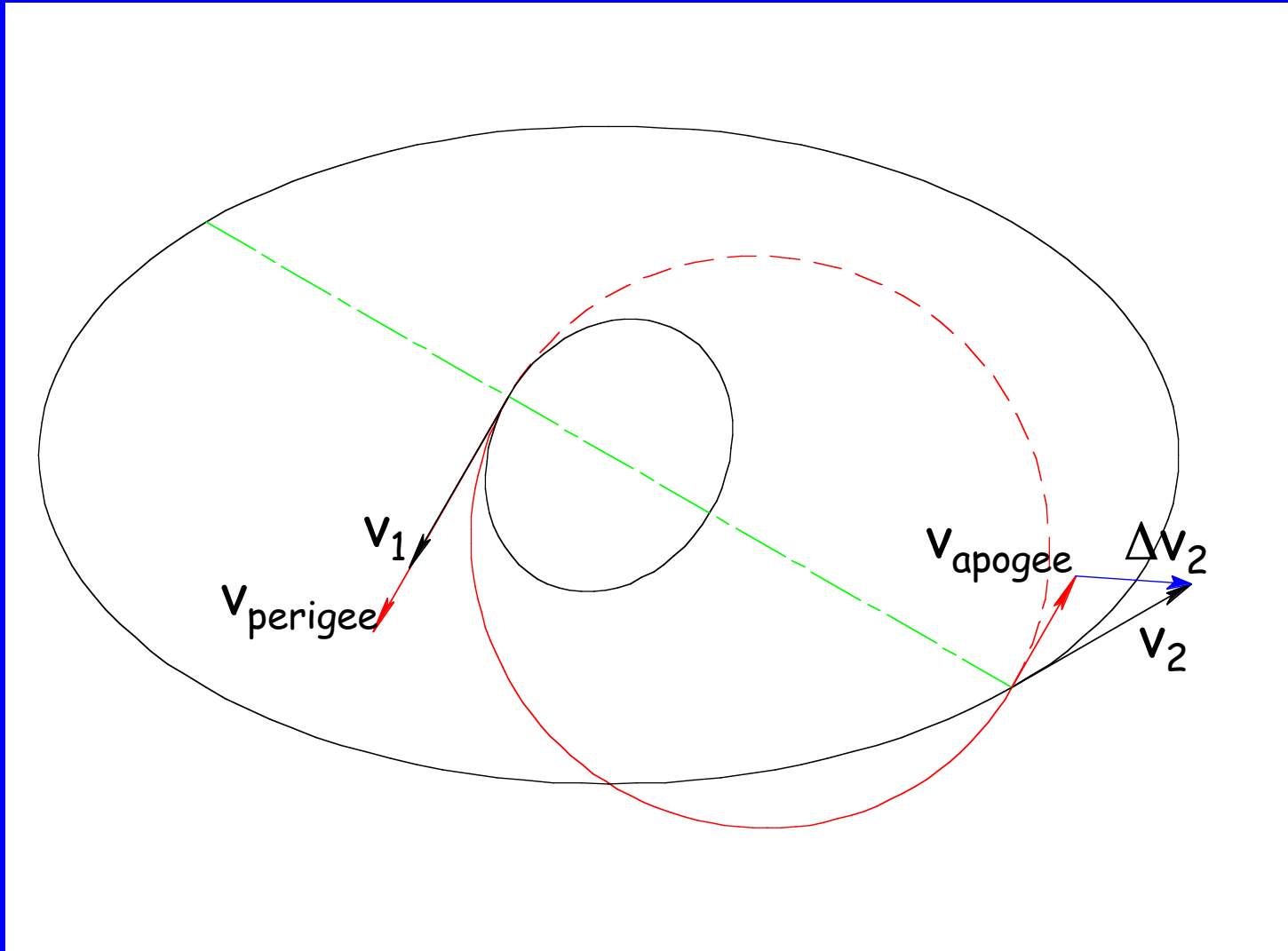
Differences in Inclination



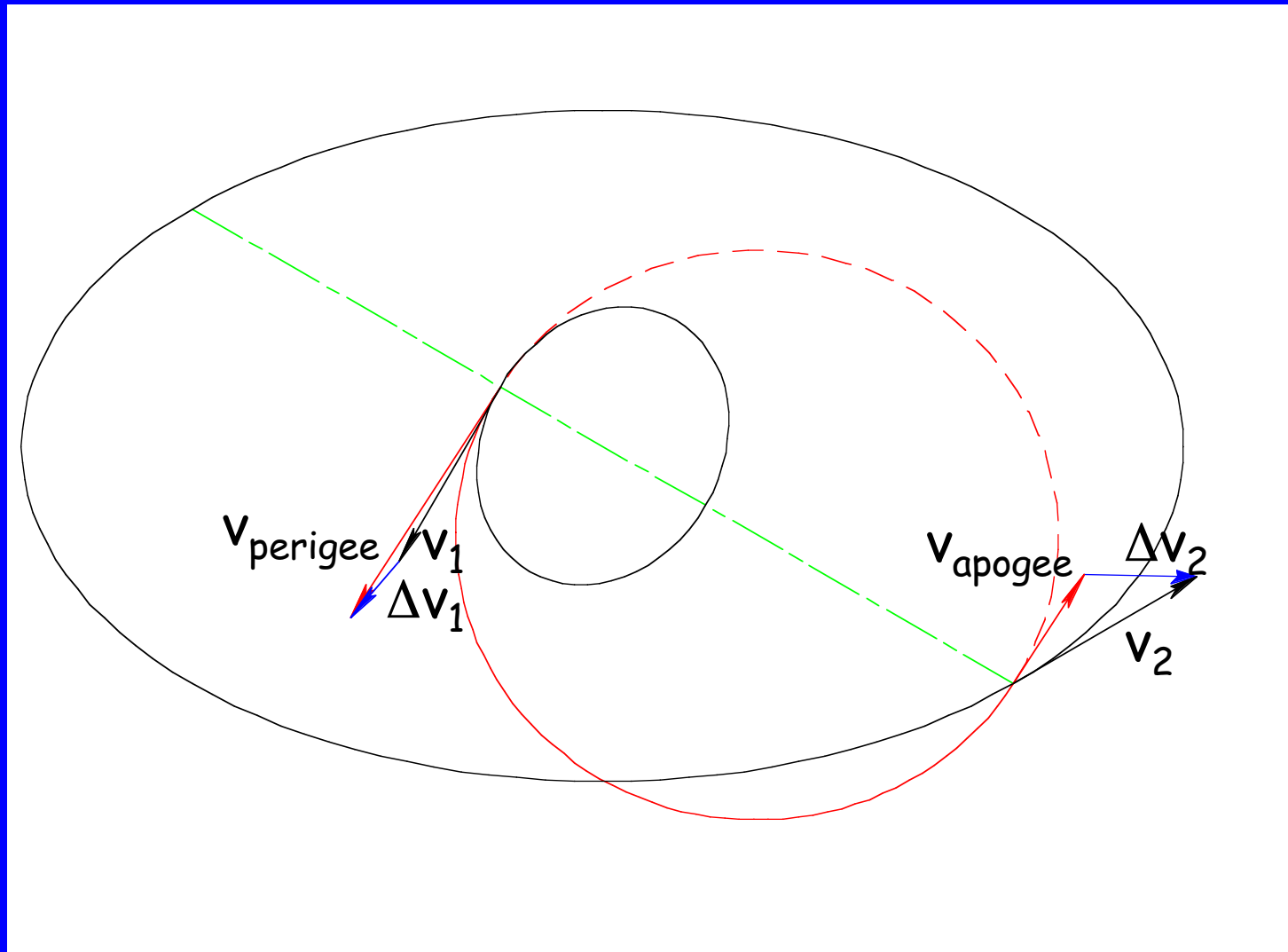
Choosing the Wrong Line of Apsides



Simple Plane Change



Optimal Plane Change



First Maneuver with Plane Change Δi_1

- Initial vehicle velocity

$$v_1 = \sqrt{\frac{\mu}{r_1}}$$

- Needed final velocity

$$v_p = \sqrt{\frac{\mu}{r_1}} \sqrt{\frac{2r_2}{r_1 + r_2}}$$

- Delta-V

$$\Delta v_1 = \sqrt{v_1^2 + v_p^2 - 2v_1v_p \cos(\Delta i_1)}$$



Second Maneuver with Plane Change Δi_2

- Initial vehicle velocity

$$v_a = \sqrt{\frac{\mu}{r_2}} \sqrt{\frac{2r_1}{r_1 + r_2}}$$

- Needed final velocity

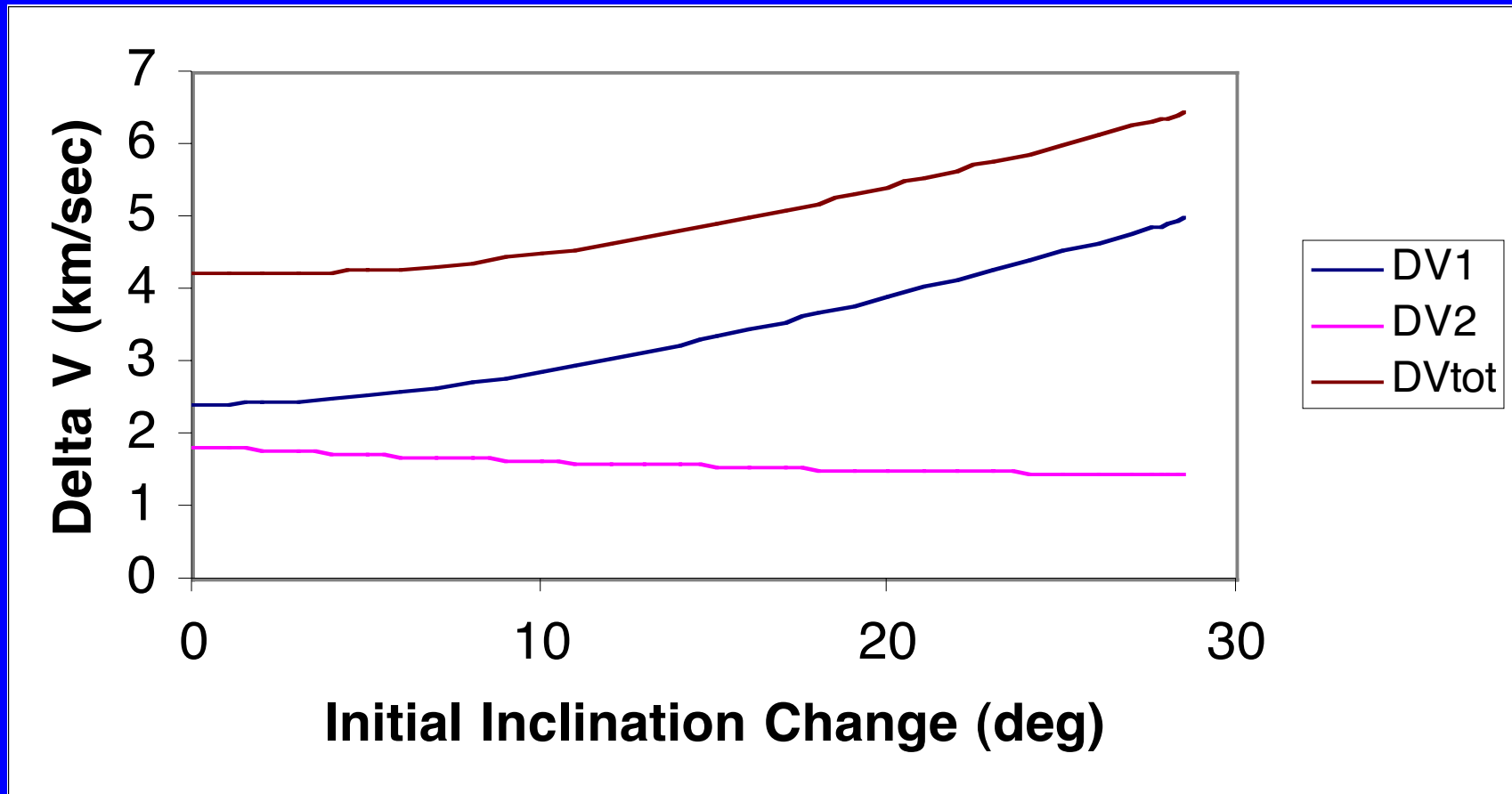
$$v_2 = \sqrt{\frac{\mu}{r_2}}$$

- Delta-V

$$\Delta v_2 = \sqrt{v_2^2 + v_a^2 - 2v_2v_a \cos(\Delta i_2)}$$



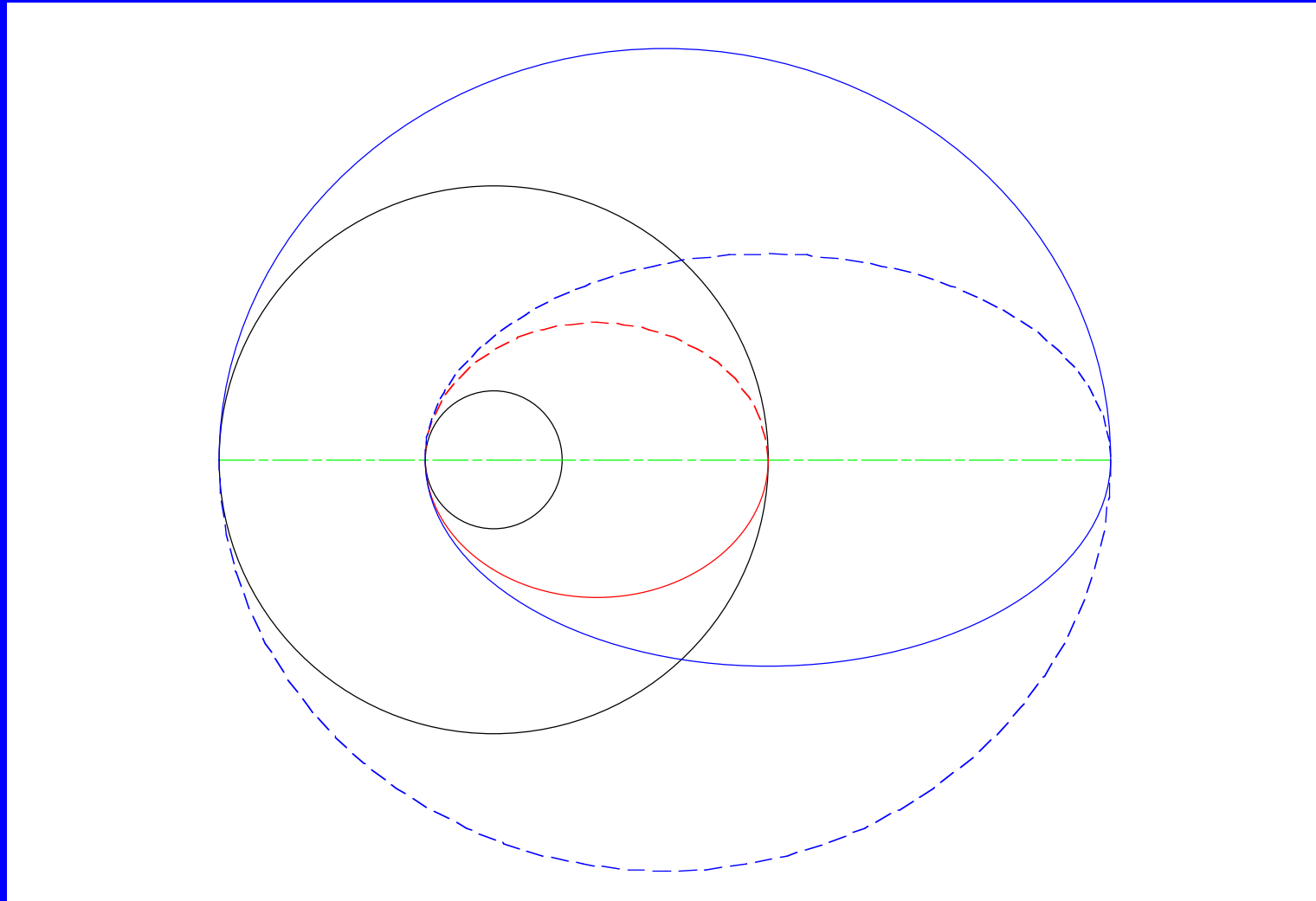
Sample Plane Change Maneuver



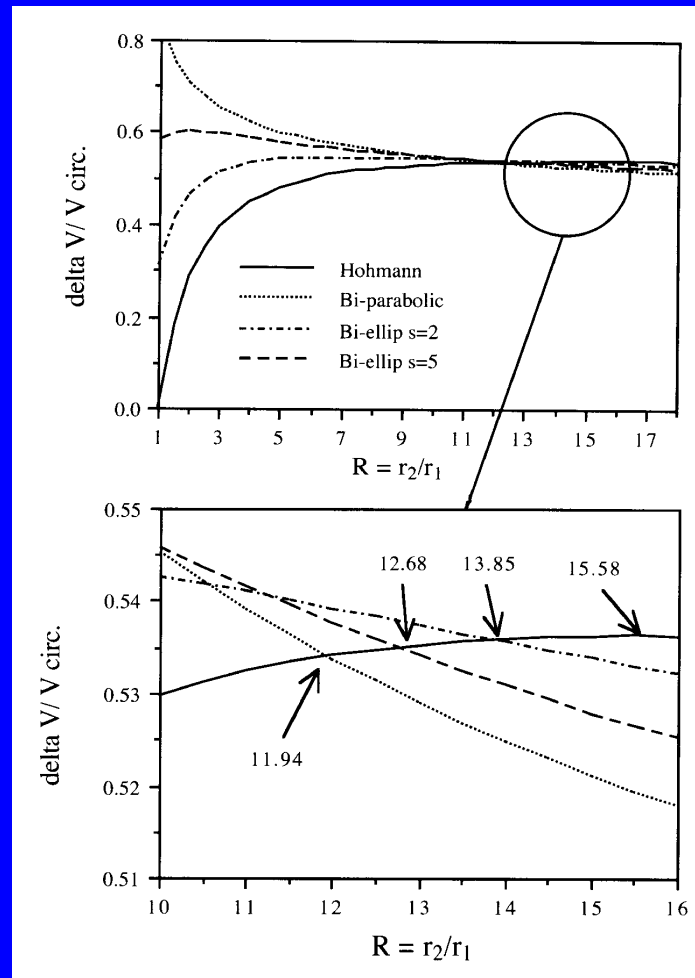
Optimum initial plane change = 2.20°



Bielliptic Transfer



Coplanar Transfer Velocity Requirements



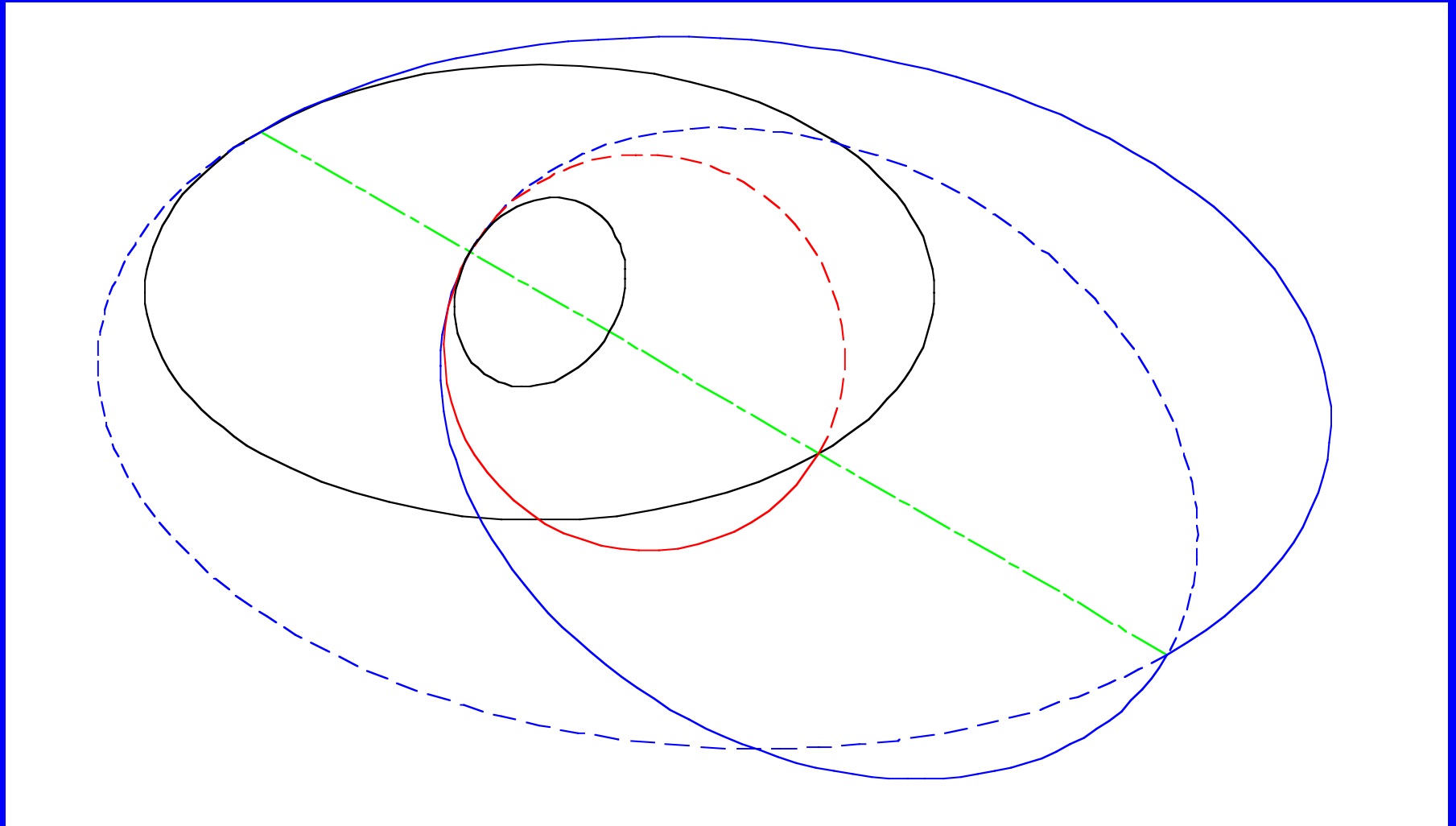
Ref: J. E. Prussing and B. A. Conway, *Orbital Mechanics* Oxford University Press, 1993



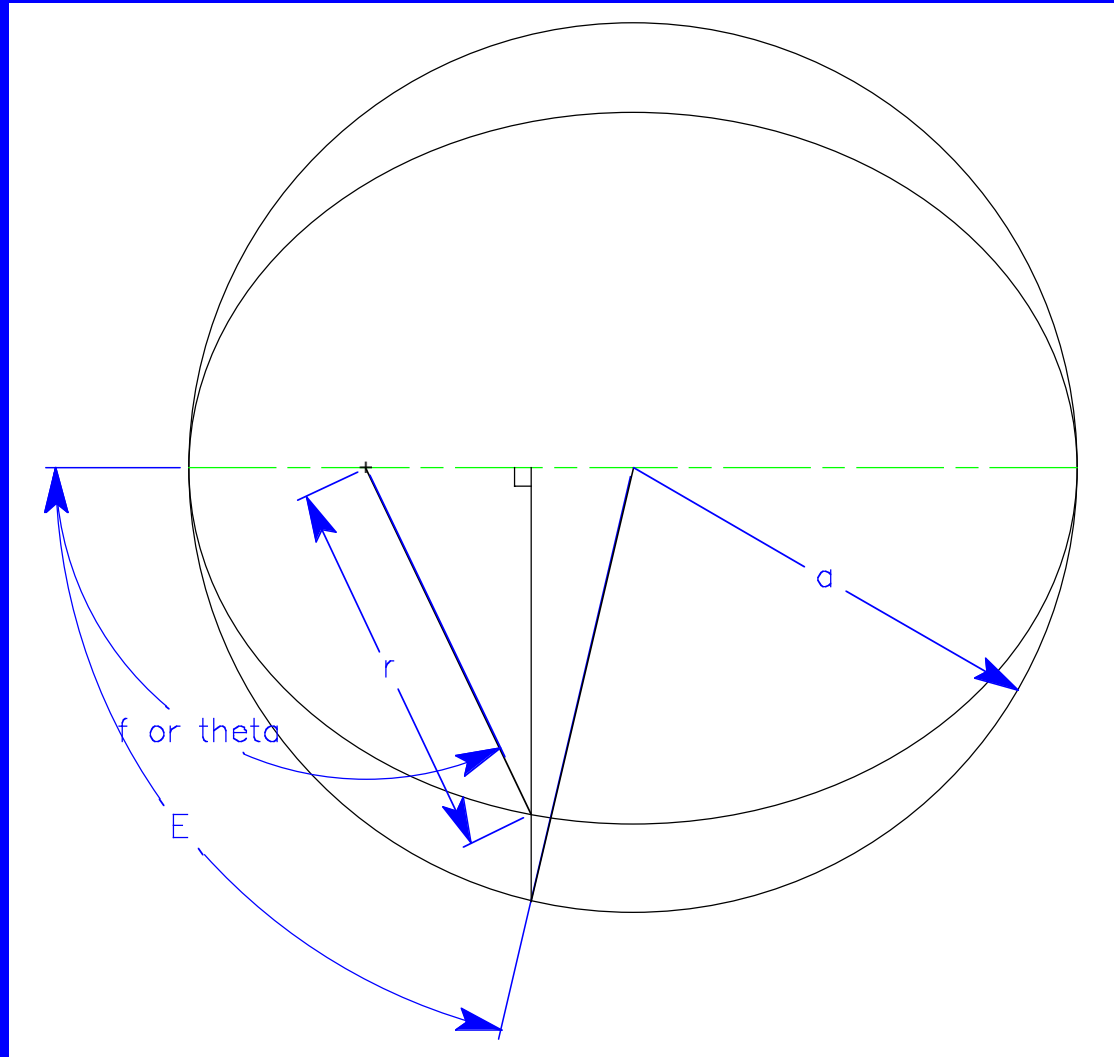
UNIVERSITY OF
MARYLAND

Orbital Mechanics
Principles of Space Systems Design

Noncoplanar Bielliptic Transfers



Calculating Time in Orbit



Time in Orbit

- Period of an orbit

$$P = 2\pi \sqrt{\frac{a^3}{\mu}}$$

- Mean motion (average angular velocity)

$$n = \sqrt{\frac{\mu}{a^3}}$$

- Time since pericenter passage

$$M = nt = E - e \sin E$$

↳ M = mean anomaly



Dealing with the Eccentric Anomaly

- Relationship to orbit

$$r = a(1 - e \cos E)$$

- Relationship to true anomaly

$$\tan \frac{\theta}{2} = \sqrt{\frac{1+e}{1-e}} \tan \frac{E}{2}$$

- Calculating M from time interval: iterate

$$E_{i+1} = nt + e \sin E_i$$

until it converges



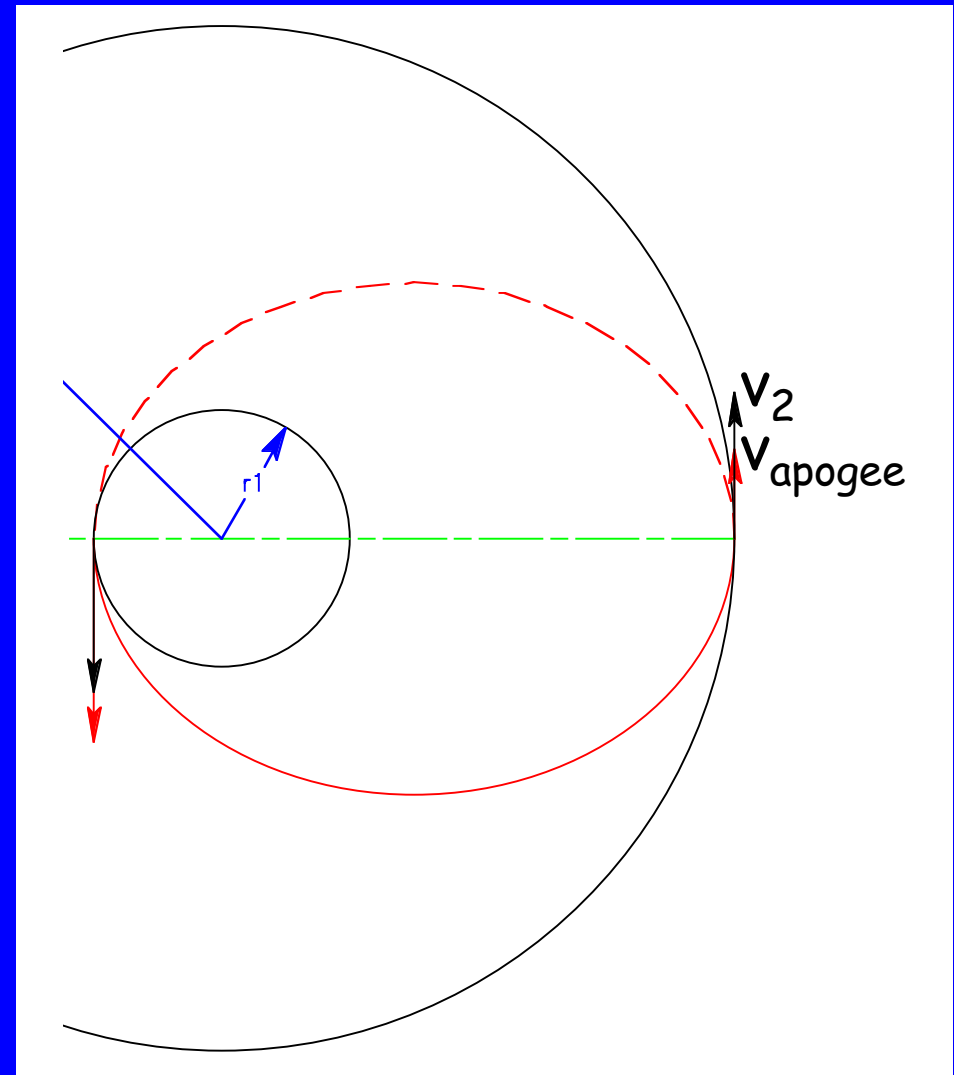
Patched Conics

- Simple approximation to multi-body motion (e.g., traveling from Earth orbit through solar orbit into Martian orbit)
- Treats multibody problem as “hand-offs” between gravitating bodies --> reduces analysis to sequential two-body problems
- **Caveat Emptor:** *There are a number of formal methods to perform patched conic analysis. The approach presented here is a very simple, convenient, and not altogether accurate method for performing this calculation. Results will be accurate to a few percent, which is adequate at this level of design analysis.*



Example: Lunar Orbit Insertion

- v_2 is velocity of moon around Earth
- Moon overtakes spacecraft with velocity of $(v_2 - v_{\text{apogee}})$
- This is the velocity of the spacecraft relative to the moon while it is effectively "infinitely" far away (before lunar gravity accelerates it) = "hyperbolic excess velocity"



Planetary Approach Analysis

- Spacecraft has v_h hyperbolic excess velocity, which fixes total energy of approach orbit

$$\frac{v^2}{2} - \frac{\mu}{r} = -\frac{\mu}{2a} = \frac{v_h^2}{2}$$

- Vis-viva provides velocity of approach

$$v = 2 \sqrt{\frac{v_h^2}{2} + \frac{\mu}{r}}$$

- Choose transfer orbit such that approach is tangent to desired final orbit at periapsis

$$\Delta v = 2 \sqrt{\frac{v_h^2}{2} + \frac{\mu}{r_{orbit}}} - \sqrt{\frac{\mu}{r_{orbit}}}$$

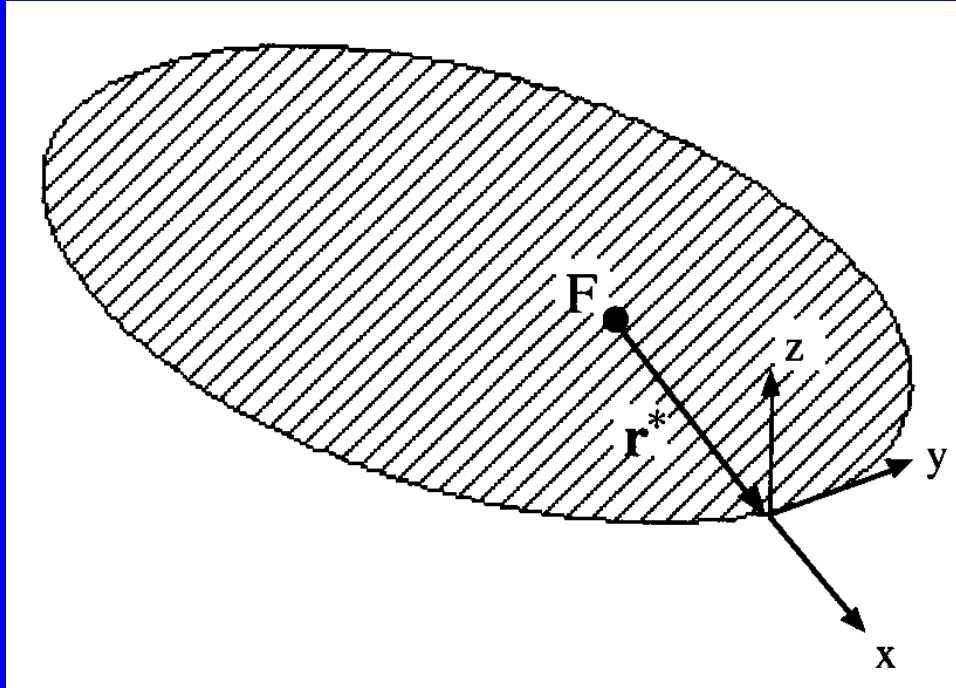




ΔV Requirements for Lunar Missions

To:	Low Earth Orbit	Lunar Transfer Orbit	Low Lunar Orbit	Lunar Descent Orbit	Lunar Landing
From:					
Low Earth Orbit		3.107 km/sec			
Lunar Transfer Orbit	3.107 km/sec		0.837 km/sec		3.140 km/sec
Low Lunar Orbit		0.837 km/sec		0.022 km/sec	
Lunar Descent Orbit			0.022 km/sec		2.684 km/sec
Lunar Landing		2.890 km/sec		2.312 km/sec	

Hill's Equations (Proximity Operations)



$$\ddot{x} = 3n^2 x + 2n\dot{y} + a_{dx}$$

$$\ddot{y} = -2n\dot{x} + a_{dy}$$

$$\ddot{z} = -n^2 z + a_{dz}$$

Ref: J. E. Prussing and B. A. Conway, *Orbital Mechanics*
Oxford University Press, 1993



UNIVERSITY OF
MARYLAND

Orbital Mechanics
Principles of Space Systems Design

Clohessy-Wiltshire ("CW") Equations

$$x(t) = [4 - 3\cos(nt)]x_o + \frac{\sin(nt)}{n}\dot{x}_o + \frac{2}{n}[1 - \cos(nt)]\dot{y}_o$$

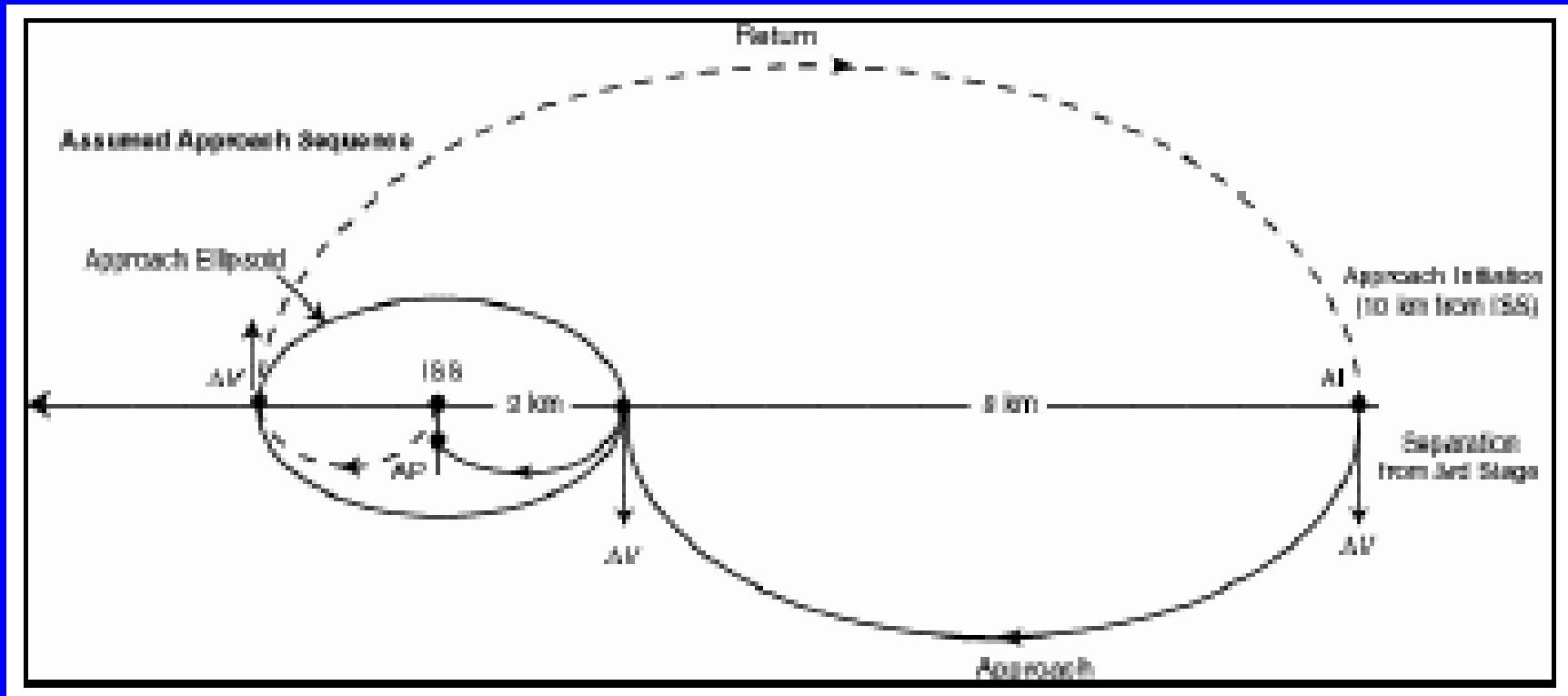
$$y(t) = 6[\sin(nt) - nt]x_o + y_o - \frac{2}{n}[1 - \cos(nt)]\dot{x}_o + \frac{4\sin(nt) - 3nt}{n}\dot{y}_o$$

$$z(t) = z_o \cos(nt) + \frac{\dot{z}_o}{n} \sin(nt)$$

$$\dot{z}(t) = -z_o n \sin(nt) + \dot{z}_o \sin(nt)$$



"V-Bar" Approach

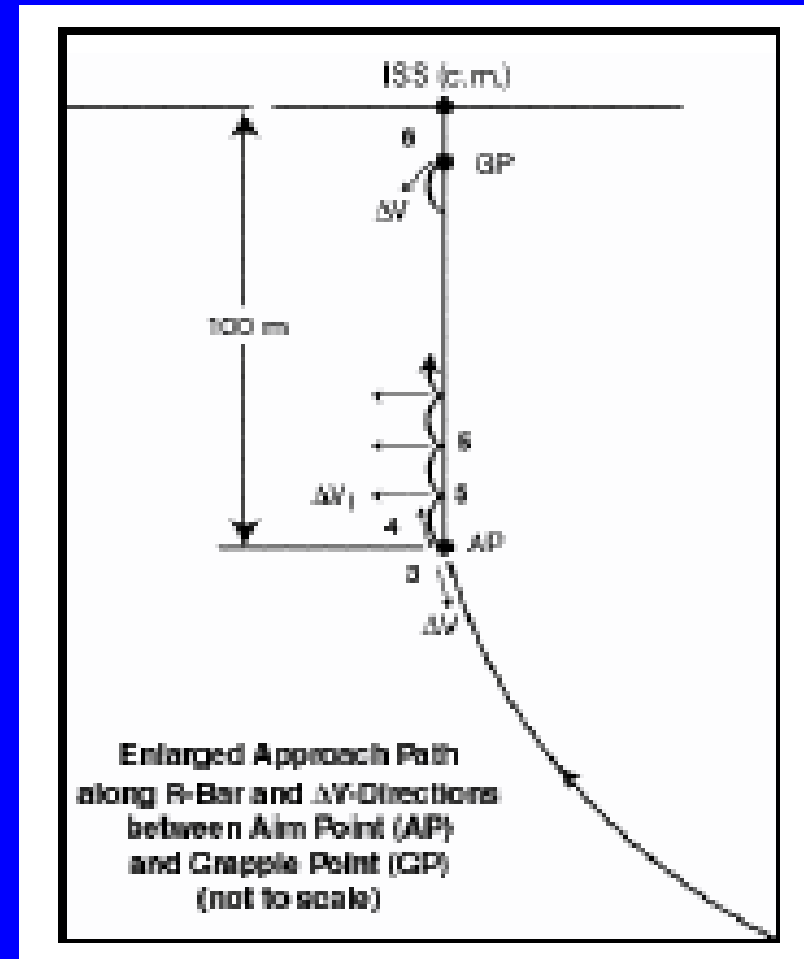


Ref: Collins, Meisinger, and Bell, *Small Orbit Transfer Vehicle (OTV) for On-Orbit Satellite Servicing and Resupply*, 15th USU Small Satellite Conference, 2001



"R-Bar" Approach

- Approach from along the radius vector ("R-bar")
- Gravity gradients decelerate spacecraft approach velocity - low contamination approach
- Used for Mir, ISS docking approaches



Ref: Collins, Meissinger, and Bell, *Small Orbit Transfer Vehicle (OTV) for On-Orbit Satellite Servicing and Resupply*, 15th USU Small Satellite Conference, 2001



References for Lecture 3

- Wernher von Braun, *The Mars Project* University of Illinois Press, 1962
- William Tyrrell Thomson, *Introduction to Space Dynamics* Dover Publications, 1986
- Francis J. Hale, *Introduction to Space Flight* Prentice-Hall, 1994
- William E. Wiesel, *Spaceflight Dynamics* MacGraw-Hill, 1997
- J. E. Prussing and B. A. Conway, *Orbital Mechanics* Oxford University Press, 1993

